

Declaration of Conformity

In Accordance with ANSI/ISEA 125-2014



Alexander Andrew, Inc. 1306 S. Alameda St Compton, CA 90221

Declaration #

S1017023

Declaration Date

10.18.17

Tested Item # **6050428WR** **5pc Confined Space Davit System with Winch and SRL-R**

Additional Items Conforming Under this Declaration:

Alexander Andrew, Inc. declares that the product(s) listed above is in conformity with the requirements of the following performance standard(s):

5pc Davit System- **OSHA 1926.502 and 1910.66**
120' Personnel Winch- **ANSI Z359.4-2013** 60' SRL-R- **ANSI Z359.14-2014**

Conformity Assessment Method in accordance with ANSI/ISEA 125-2014

Level 1

Level 2

Level 3

Level 1: FallTech Lab
Outside the Scope of
ISO/IEC Standard 17025:2005

Level 2: FallTech Lab
Within the Scope of
ISO/IEC Standard 17025:2005

Level 3: Independent 3rd Party Lab
accredited to
ISO/IEC Standard 17025:2005

Supporting
Documentation

PC-0898

DPT-000046

PC-0865

PC-1264

PC-0865

Authorized Signature

Name

Martin Barila

Title

VP of Operations

Date

10.26.17

FallTech Test Report

Test Report No.	PC-0898	Rpt. Date	8/3/2017	Rpt. Rev		Rev Date	
Report Prepared For	FallTech						
Initiated By	Mark Sasaki	Test Specification(s)	OSHA 1926 & 1910, No Applicable ANSI Standard				
Part No.	6500128 & 6500657		Part No. Revision	A			
Part Description	11"-28" Offset Davit Arm and 57" Lower Mast Extension						
Test Request No.	PC-0898	Date Complete	3/31/2017				
Test Operator(s)	Zack Winters, Tyler Wilson						

Material/Sample Identification

Sample ID	Description
6500128	11"-28" Offset Davit Arm
6500657	57" Lower Mast/Extension



Test Summary

Test Specification	Test Criteria	Test Result	Pass/Fail
See attached PC-0898 Protocol	See attached PC-0898 Protocol	See attached PC-0898 Results	See attached PC-0898 Results

Conclusion

FallTech P/N 6500128 11"-28" Offset Arm and the 6500657 57" Lower Mast/Extension meet the requirements of OSHA 1926, OSHA 1910, and FallTech's General Manufacturing Requirements.
--

Report Signatories and Approval

Lab Quality Manager		Date	10/9/2017
Director of Engineering		Date	10/9/2017
Witnessed by	Not Required	Date	N/A

FallTech Test Report

Test Report No.	PC-0898	Rpt. Date	8/3/2017	Rpt. Rev		Rev Date	
Report Prepared For	FallTech						
Initiated By	Mark Sasaki	Test Specification(s)	OSHA 1926 & 1910, No Applicable ANSI Standard				
Part No.	6500128 & 6500657			Part No. Revision	A		
Part Description	11"-28" Offset Davit Arm and 57" Lower Mast Extension						
Test Request No.	PC-0898			Date Complete	3/31/2017		

Test Information

Description of Test	11"-28" Offset Davit Arm with 57" Lower Mast/Extension Static Pull Test		
Test Method	See attached PC-0898 Protocol		
Acceptance Criteria	See attached PC-0898 Protocol		
Test Procedure	See attached PC-0898 Protocol		
Conditioning Requirements	N/A	Actual Conditions	Ambient
Time Removed from Conditioning	N/A	Time Tested	N/A
Test Environment	Ambient Conditions, Indoors		
Test By	Zack Winters, Tyler Wilson	Test Date	3/31/2017

Equipment Used

Equipment Used	Size/Type	Control Number	Calibration Date
10k Load Cell	10,000 Lbf Load Cell (+/- 0.5%)	342183	4/25/2018

Test Results

Sample ID	Characteristic	Criteria	Test Data	Pass/Fail
See attached PC-0898 Protocol	See attached PC-0898 Protocol	See attached PC-0898 Protocol	See attached PC-0898 Test Results	See attached PC-0898 Test Results

End of Report



FallTech Test Report

Test Report No.	DTP-000046	Rpt. Date	9/26/2017	Rpt. Rev		Rev Date	
Report Prepared For	FallTech						
Initiated By	Mark Sasaki	Test Specification(s)	OSHA 1926 & 1910, No Applicable ANSI Standard				
Part No.	6500728	Part No. Revision	A				
Part Description	Confined Space Davit 3-PC Portable Base						
Test Request No.	DTP-000046	Date Complete	4/11/2017				
Test Operator(s)	Zack Winters, Tyler Wilson						

Material/Sample Identification

Sample ID	Description
6500728	Confined Space Davit 3-PC Portable Base



Test Summary

Test Specification	Test Criteria	Test Result	Pass/Fail
See attached DTP-000046 Protocol	See attached DTP-000046 Protocol	See attached DTP-000046 Results	See attached DTP-000046 Results

Conclusion

FallTech P/N 6500728 meets the requirements of OSHA 1926.502, OSHA 1910, and FallTech's General Manufacturing Requirements.

Report Signatories and Approval

Lab Quality Manager		Date	10/9/2017
Director of Engineering		Date	10/9/2017
Witnessed by	Not Required	Date	N/A

Test Information

Description of Test	3-PC Portable Base Static Pull test		
Test Method	See attached DTP-000046 Protocol		
Acceptance Criteria	See attached DTP-000046 Protocol		
Test Procedure	See attached DTP-000046 Protocol		
Conditioning Requirements	N/A	Actual Conditions	Ambient
Time Removed from Conditioning	N/A	Time Tested	N/A
Test Environment	Ambient Conditions, Indoors		
Test By	Zack Winters, Tyler Wilson	Test Date	4/11/2017

FallTech Test Report

Test Report No.	DTP-000046	Rpt. Date	9/26/2017	Rpt. Rev		Rev Date	
Report Prepared For	FallTech						
Initiated By	Mark Sasaki	Test Specification(s)	OSHA 1926 & 1910, No Applicable ANSI Standard				
Part No.	6500728	Part No. Revision	A				
Part Description	Confined Space Davit 3-PC Portable Base						
Test Request No.	DTP-000046	Date Complete	4/11/2017				

Equipment Used

Equipment Used	Size/Type	Control Number	Calibration Date
10k Load Cell	10,000 Lbf Load Cell (+/-0.5%)	342183	4/25/2018

Test Results

Sample ID	Characteristic	Criteria	Test Data	Pass/Fail
See attached DTP-000046 Protocol	See attached DTP-000046 Protocol	See attached DTP-000046 Protocol	See attached DTP-00004 Test Results	See attached DTP-00046 Test Results

End of Report

Exova
3883 East Eagle Drive
Anaheim
California
USA
92807

T: +1 (714) 630-3003
F: +1 (714) 630-4443
E: sales@exova.com
W: www.exova.com



Testing. Advising. Assuring.

October 26, 2017

FallTech Testing Laboratory
1306 S. Alameda Street
Compton, CA 90221

Attention: Jay Sponholz
Quality Manager

Subject: **Attestation of Witnessing Testing**
Exova OCM Job # 371456-8
FallTech P.O.: OPEN
Report No.: PC-1264
Base Part No. 7298
Description: Personnel Winch

Dear Mr. Sponholz:

The purpose of this attestation is to attest to the fact that a representative of Exova OCM was on site at FallTech's facilities to confirm suitability of the equipment used, calibration status of the equipment and to witness testing performed by FallTech employees. Details of this visit are included below:



- Date of Testing:
 - October 5, 2017
- Exova OCM Test Witness:
 - 10/5/17 - Nolan Schatzle
- FallTech Test Operators:
 - Yesbet Sierra/Jay Sponholz
- Specification:


ANSI Z359.4-2013 Sections: 3.3, 4.3.6, 4.3.2.1, 4.3.2.2, 4.3.2.3

- Equipment Calibration Interval
 - 1 year, except weights which are 5 years

Attached to this attestation is the test report generated by FallTech Testing Laboratory. Exova OCM test witness certifies the report accurately presents the testing performed on the samples identified.

Test Report #	Date	Base Part #	Description	Sample ID's	Results
PC-1264	10/5/17	7298	Personnel Winch	4028962 4028964 4028961 4028975 4028974 4028967 4028975 4028974 4028967 4028978h 4028970c 4028973w 4028975 4028974 4028967 4028969h 4028966c 4028968w 4028975 4028974 4028967	Pass

Test Witness Signature: Nolan Schatzle Technician Mechanical Laboratory	(Signed for and on behalf of Exova-OCM) 	
---	---	---

Approval Signature: Victor Mendez Production Manager	(Signed for and on behalf of Exova-OCM) 
---	--

This attestation shall not be reproduced except in full, without the written approval of Exova-OCM. The laboratory has witnessed the testing the material / items supplied by the client as sampled by the client. The testing is not within Exova OCM's L.A.B scope of testing and was not performed at Exova OCM.



FallTech Test Report

Test Report No.	PC-1264	Rpt. Date	10/18/2017	Rpt. Rev		Rev Date	
Report Prepared For	FallTech						
Initiated By	Dan Redden	Test Specification(s)	ANSI Z359.4-2013: 3.3, 4.3.6, 4.3.2.1, 4.3.2.2, 4.3.2.3				
Part No.	7298	Part No. Revision	A				
Part Description	Personnel Winch						
Test Request No.	PC-1264	Date Complete	10/12/2017				
Test Operator(s)	Yesbet Sierra / Jay Sponholz						

Material/Sample Identification

Sample ID	Description
4028962	Personnel Winch
4028964	Personnel Winch
4028961	Personnel Winch
4028975	Personnel Winch
4028974	Personnel Winch
4028967	Personnel Winch
4028975	Personnel Winch
4028974	Personnel Winch
4028967	Personnel Winch
4028978h	Personnel Winch
4028970c	Personnel Winch
4028973w	Personnel Winch
4028975	Personnel Winch
4028974	Personnel Winch
4028967	Personnel Winch
4028969h	Personnel Winch
4028966c	Personnel Winch
4028968w	Personnel Winch
4028975	Personnel Winch
4028974	Personnel Winch
4028967	Personnel Winch



FallTech Test Report

Test Report No.	PC-1264	Rpt. Date	10/18/2017	Rpt. Rev		Rev Date	
Report Prepared For	FallTech						
Initiated By	Dan Redden	Test Specification(s)	ANSI Z359.4-2013: 3.3, 4.3.6, 4.3.2.1, 4.3.2.2, 4.3.2.3				
Part No.	7298	Part No. Revision	A				
Part Description	Personnel Winch						
Test Request No.	PC-1264	Date Complete	10/12/2017				

Material/Sample Identification (Continued)

Sample ID	Description
4028978h	Personnel Winch
4028970c	Personnel Winch
4028973w	Personnel Winch
4028965	Personnel Winch
4028977	Personnel Winch
4028963	Personnel Winch
4028959h	Personnel Winch
4028975c	Personnel Winch
4028960w	Personnel Winch

Test Summary

Test Specification	Test Criteria		Test Result	Pass/Fail
ANSI Z359.4-2013 4.3.6.1	Static Strength	≥ 3100 Lbf	3165.3 lbF	Pass
	Maintain load	≥ 1 Minute	1 Minute	Pass
ANSI Z359.4-2013 4.3.6.1	Static Strength	≥ 3100 Lbf	3278.9 lbF	Pass
	Maintain load	≥ 1 Minute	1 Minute	Pass
ANSI Z359.4-2013 4.3.6.1	Static Strength	≥ 3100 Lbf	3164.8 lbF	Pass
	Maintain load	≥ 1 Minute	1 Minute	Pass



FallTech Test Report

Test Report No.	PC-1264	Rpt. Date	10/18/2017	Rpt. Rev		Rev Date	
Report Prepared For	FallTech						
Initiated By	Dan Redden	Test Specification(s)	ANSI Z359.4-2013: 3.3, 4.3.6, 4.3.2.1, 4.3.2.2, 4.3.2.3				
Part No.	7298	Part No. Revision	A				
Part Description	Personnel Winch						
Test Request No.	PC-1264	Date Complete	10/12/2017				

Test Summary (Continued)

Test Specification	Test Criteria	Test Result	Pass/Fail	
ANSI Z359.4-2013 4.3.6.2	Static Strength	≥ 1240 Lbf	1272.7 lbF	Pass
	Maintain load	≥ 1 Minute	1 Minute	Pass
	Static Strength	≥ 1240 Lbf	1289.9 lbF	Pass
	Maintain load	≥ 1 Minute	1 Minute	Pass
	Slippage (Post Static)	Raise / Lower without slippage	No Slippage	Pass
	Primary Brake (Post Static)	< 4" travel when control released Average of 3 readings	0.0"	Pass
ANSI Z359.4-2013 4.3.6.2	Static Strength	≥ 1240 Lbf	1293.6 lbF	Pass
	Maintain load	≥ 1 Minute	1 Minute	Pass
	Static Strength	≥ 1240 Lbf	1297.0 lbF	Pass
	Maintain load	≥ 1 Minute	1 Minute	Pass
	Slippage (Post Static)	Raise / Lower without slippage	No Slippage	Pass
	Primary Brake (Post Static)	< 4" travel when control released Average of 3 readings	0.0"	Pass
ANSI Z359.4-2013 4.3.6.2	Static Strength	≥ 1240 Lbf	1324.0 lbF	Pass
	Maintain load	≥ 1 Minute	1 Minute	Pass
	Static Strength	≥ 1240 Lbf	1296.5 lbF	Pass
	Maintain load	≥ 1 Minute	1 Minute	Pass
	Slippage (Post Static)	Raise / Lower without slippage	No Slippage	Pass
	Primary Brake (Post Static)	< 4" travel when control released Average of 3 readings	0.0"	Pass



FallTech Test Report

Test Report No.	PC-1264	Rpt. Date	10/18/2017	Rpt. Rev		Rev Date	
Report Prepared For	FallTech						
Initiated By	Dan Redden	Test Specification(s)	ANSI Z359.4-2013: 3.3, 4.3.6, 4.3.2.1, 4.3.2.2, 4.3.2.3				
Part No.	7298	Part No. Revision	A				
Part Description	Personnel Winch						
Test Request No.	PC-1264	Date Complete	10/12/2017				

Test Summary (Continued)

Test Specification	Test Criteria		Test Result	Pass/Fail
ANSI Z359.4-2013 4.3.6.3	Force to Raise	≤ 30.0 Lbf Average of 3 readings	27.4 lbF	Pass
	Force to Lower	≤ 30.0 Lbf Average of 3 readings	21.7 lbF	Pass
ANSI Z359.4-2013 4.3.6.3	Force to Raise	≤ 30.0 Lbf Average of 3 readings	25.0 lbF	Pass
	Force to Lower	≤ 30.0 Lbf Average of 3 readings	16.7 lbF	Pass
ANSI Z359.4-2013 4.3.6.3	Force to Raise	≤ 30.0 Lbf Average of 3 readings	25.0 lbF	Pass
	Force to Lower	≤ 30.0 Lbf Average of 3 readings	13.4 lbF	Pass
ANSI Z359.4-2013 4.3.6.3 / 4.3.2.1	Force to Raise	≤ 30.0 Lbf Average of 3 readings	25.4 lbF	Pass
	Force to Lower	≤ 30.0 Lbf Average of 3 readings	10.9 lbF	Pass
ANSI Z359.4-2013 4.3.6.3 / 4.3.2.2	Force to Raise	≤ 30.0 Lbf Average of 3 readings	26.0 lbF	Pass
	Force to Lower	≤ 30.0 Lbf Average of 3 readings	5.8 lbF	Pass
ANSI Z359.4-2013 4.3.6.3 / 4.3.2.3	Force to Raise	≤ 30.0 Lbf Average of 3 readings	25.2 lbF	Pass
	Force to Lower	≤ 30.0 Lbf Average of 3 readings	6.2 lbF	Pass



FallTech Test Report

Test Report No.	PC-1264	Rpt. Date	10/18/2017	Rpt. Rev		Rev Date	
Report Prepared For	FallTech						
Initiated By	Dan Redden	Test Specification(s)	ANSI Z359.4-2013: 3.3, 4.3.6, 4.3.2.1, 4.3.2.2, 4.3.2.3				
Part No.	7298	Part No. Revision	A				
Part Description	Personnel Winch						
Test Request No.	PC-1264	Date Complete	10/12/2017				

Test Summary (Continued)

Test Specification	Test Criteria	Test Result	Pass/Fail	
ANSI Z359.4-2013 4.3.6.4	Slippage	Raise / Lower without slippage	No Slippage	Pass
ANSI Z359.4-2013 4.3.6.4	Slippage	Raise / Lower without slippage	No Slippage	Pass
ANSI Z359.4-2013 4.3.6.4	Slippage	Raise / Lower without slippage	No Slippage	Pass
ANSI Z359.4-2013 4.3.6.4 / 4.3.2.1	Slippage	Raise / Lower without slippage	No Slippage	Pass
ANSI Z359.4-2013 4.3.6.4 / 4.3.2.2	Slippage	Raise / Lower without slippage	No Slippage	Pass
ANSI Z359.4-2013 4.3.6.4 / 4.3.2.3	Slippage	Raise / Lower without slippage	No Slippage	Pass
ANSI Z359.4-2013 4.3.6.5	Primary Brake	< 4" travel when control released Average of 3 readings	0.0"	Pass
ANSI Z359.4-2013 4.3.6.5	Primary Brake	< 4" travel when control released Average of 3 readings	0.0"	Pass
ANSI Z359.4-2013 4.3.6.5	Primary Brake	< 4" travel when control released Average of 3 readings	0.0"	Pass
ANSI Z359.4-2013 4.3.6.5 / 4.3.2.1	Primary Brake	< 4" travel when control released Average of 3 readings	0.0"	Pass
ANSI Z359.4-2013 4.3.6.5 / 4.3.2.2	Primary Brake	< 4" travel when control released Average of 3 readings	0.0"	Pass
ANSI Z359.4-2013 4.3.6.5 / 4.3.2.3	Primary Brake	< 4" travel when control released Average of 3 readings	0.0"	Pass



FallTech Test Report

Test Report No.	PC-1264	Rpt. Date	10/18/2017	Rpt. Rev		Rev Date	
Report Prepared For	FallTech						
Initiated By	Dan Redden	Test Specification(s)	ANSI Z359.4-2013: 3.3, 4.3.6, 4.3.2.1, 4.3.2.2, 4.3.2.3				
Part No.	7298	Part No. Revision	A				
Part Description	Personnel Winch						
Test Request No.	PC-1264	Date Complete	10/12/2017				


Test Summary (Continued)

Test Specification	Test Criteria	Test Result	Pass/Fail
ANSI Z359.4-2013 4.3.6.9	Secondary Brake	< 24" travel when control released 23.5"	Pass
ANSI Z359.4-2013 4.3.6.9	Secondary Brake	< 24" travel when control released 23.0"	Pass
ANSI Z359.4-2013 4.3.6.9	Secondary Brake	< 24" travel when control released 23.75"	Pass
ANSI Z359.4-2013 4.3.6.9 / 4.3.2.1	Secondary Brake	< 24" travel when control released 23.75"	Pass
ANSI Z359.4-2013 4.3.6.9 / 4.3.2.2	Secondary Brake	< 24" travel when control released 23.5"	Pass
ANSI Z359.4-2013 4.3.6.9 / 4.3.2.3	Secondary Brake	< 24" travel when control released 23.75"	Pass
ANSI Z359.4-2013 3.3	Corrosion Protection	96 hour Salt Spray (Fog) per ASTM B117-03 See Exova Test Report Number 361517	Pass

Conclusion

Based upon the samples provided to the Lab:
FallTech P/N 7298 Rev. A meets the requirements of ANSI Z359.4-2013.

Report Signatories and Approval

Lab Quality Manager		Date	10/18/2017
----------------------------	---	-------------	------------

Witnessed by	Nolan Schatzle 	Date	10-26-17
---------------------	---	-------------	----------




Exova-OCM
3883 East Eagle Drive
Anaheim
California 92807
USA

T : +1(714) 630-3003
F : +1(714) 630-4443
E : sales@exova.com
W : www.exova.ca



ANSI Z359.14-2014; Salt Fog Exposure Corrosion Test PC-0865; Model No. 7298



Report prepared for: Jay Sponholz
FallTech
1306 South Alameda Street
Compton CA 90221

Phone: 323-752-0066
Fax: 323-752-5613
Email: jsponholz@falltech.com

Exova OCM Report No: **361517A**
Exova OCM Quote No: 16-240-1206B
Purchase Order No: Signed quote

Issue Date: October 18, 2016
Date Due: October 25, 2016
Revision Letter: A
Date Revised: October 18, 2017



Certificate # L2195 Testing

ISO/IEC 17025



**Testing
Advising
Assuring**

Revision History

Revision Letter:	Original Issue	Issue Date:	October 18, 2016
Prepared By:	Gerry Minogue / Tom Parsons	Approved By:	G. Minogue / T. Parsons
Revision Letter:	A	Re - Issue Date:	October 18, 2017
Revised By:	Vicki Sheehan	Approved By:	See Below
Reason for Revision:	Change model number from 7281 to 7298. (C)		

Report Signatories and Approval

This is to certify that the above tests were performed in accordance with the terms of the purchase order requirements.
Test equipment is calibrated with standards traceable to the NIST.

<p>Approval Signature: Gerard R. Minogue Chemistry Laboratory Supervisor</p>	<p><i>(Signed for and on behalf of Exova)</i></p> 	
---	---	--

This test report shall not be reproduced except in full, without the written approval of Exova OCM. The laboratory has tested the material / items supplied by the client as sampled in accordance with the client's requirements. The recording of false, factious or fraudulent statements or entries on the test report may be punished as a felony under federal law. Tests so marked (*) are not included in the L-A-B and/or Nadcap schedule of accreditation of this laboratory.

Introduction

On October 04, 2016 Exova OCM received for testing one (1) sample winch. Paperwork received included a customer signed Exova OCM Quote No. 16-240-1603 and purchase order 14236. The date received plus lead time yielded a due date of October 25, 2016. Testing was performed in accordance with the signed Exova OCM Quote.

WORK/PO INSTRUCTIONS: Perform salt fog testing of your provided receptacles per ANSI Z359.4-2014, para. 3.3

SPECIFICATION: ANSI Z359.4-2014, para. 3.3

MATERIAL/SAMPLE IDENTIFICATION:

Sample No.	Description / Customer Identification	Specimen Markings
1	One (1) Winch	None

TESTING REQUIRED:

Sample ID	Quantity	Test Description	Test Method
1	1 each	96 hour salt fog exposure 5% Salt Solution	ASTM B117-16
	1 each	Surface evaluation subsequent to exposure	Visual

Summary of Results

Samples	Determination	Test Values	Requirements	Results
1	Salt fog exposure and evaluation	No pitting of base metal Unit functions normally Localized red rust stains on bolts and winch base	Corrosion protection shall be afforded to all elements (parts) of hoist, rope block tackle, control descent devices, and RSRL. Protection shall, at a minimum, allow these devices to operate and show no signs of corrosion, which, if left unchecked, could result in corrosion related failure of the device.	Pass

Conclusion

The above sample meets specification requirements for the testing performed. No opinion is made regarding corrosion left unchecked.

Certificate of Conformance

Exova OCM certifies the testing in this report was performed in accordance with the purchase order and the standard test method referenced herein.

Salt Spray Exposure

<i>Material Identification:</i>	One (1) Cable Winch		
<i>Sample Identification:</i>	1		
<i>Specification & Revision:</i>	ANSI Z359.4-2014 para. 3.3		
<i>Test Procedure:</i>	ASTM B117-16		
<i>Test Temp./ Atmosphere:</i>	35°C / 100% RH		
<i>Test Performed by:</i>	G. Minogue	<i>Date of Test:</i>	10-13-2016 to 10-17-2016

Background:

FallTech submitted one (1) cable winch assembly to Exova-OCM for a 96 hour salt spray exposure test in accordance with ANSI Z359.4-2014 para. 3.3 and ASTM B117-16.

Test Procedure:

The cable winch assembly was placed on an elevated polypropylene support platform located in the center of the salt spray chamber. A salt fog exposure test per ASTM B117-16 was conducted at 35°C and 100% relative humidity for 96 hours. Chamber conditions and fallout rate were measured and recorded.

Chamber Conditions:

Date	Time	Hours	#1 mls	mls/hr	#2 mls	mls/hr	Sp Gravity	pH
10-13-16	0903	----	----	----	----	----	1.031	7.1
10-14-16	0911	24	39	1.65	40	1.66	1.032	7.0
10-15-16	0915	48	40	1.66	40	1.66	1.032	7.1
10-16-16	0909	72	80	1.66	39	1.65	1.034	7.1
10-17-16	0912	96	39	1.65	39	1.65	1.037	6.9
Requirements:				1.0- 2.0	---	1.0-2.0	1.025-1.040	6.5 - 7.2

Test Observations

No pitting penetrating the base metal. Localized red rust stains on bolts and winch base. Unit functions normally

Equipment Calibration Record

EQUIPMENT	CONTROL NUMBER	CALIBRATION DATE	CALIBRATION DUE
Salt Spray Chamber	1167	N/A	N/A
Chamber Controller	1976	12-22-15	12-22-16
Sp Gravity Hydrometer	1176	Before Use	----
pH meter	2017	Before Use	----
pH 7.00 Buffer	N/A	N/A	Expires 02/2018

Exova
3883 East Eagle Drive
Anaheim
California
USA
92807

T: +1 (714) 630-3003
F: +1 (714) 630-4443
E: sales@exova.com
W: www.exova.com



Testing. Advising. Assuring.

August 15, 2016

FallTech Testing Laboratory
1306 S. Alameda Street
Compton, CA 90221

Attention: Jay Sponholz
Quality Manager

Subject: **Attestation of Witnessing Testing**
Exova OCM Job # 361179-2
FallTech P.O.: OPEN
Report No.: PC-0865
Base Part No. 7281
Description: 60' Cable 3-Way Self-Retracting Device

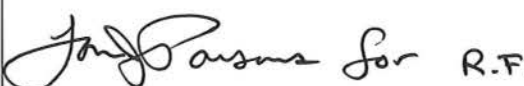

Dear Mr. Sponholz:

The purpose of this attestation is to attest to the fact that a representative of Exova OCM was on site at FallTech's facilities to confirm suitability of the equipment used, calibration status of the equipment and to witness testing performed by FallTech employees. Details of this visit are included below:

- Date of Testing:
 - June 9, 33, 2016
- Exova OCM Test Witness:
 - Robert Fortner
- FallTech Test Operators:
 - Yesbet Sierra and Jay Sponholz
- Specification:
 - ANSI Z359.14-2014 Sections 4.2.1, 4.2.3, 4.2.5, 4.2.6, 4.2.8.1, 4.2.8.2, 4.2.8.3
- Equipment Calibration Interval
 - 1 year, except weights which are 5 years

Attached to this attestation is the test report generated by FallTech Testing Laboratory. Exova OCM test witness certifies the report accurately presents the testing performed on the samples identified.

Test Report #	Date	Base Part #	Description	Sample ID's	Results
PC-0865	7/8/2016	7281	60' Cable 3-Way Self-Retracting Device	FT15026 FT16272 FT15042 FT16260 FT16259 FT15078 FT15026 FT16272 FT15042 FT16287 FT17267 FT17299 FT16279 FT15071 FT16299 FT15028 FT15080 FT16258 FT16272 FT15026 FT15048 FT15075 FT16294 FT15059	Pass

Test Witness Signature: Robert Fortner Technician Mechanical Laboratory	(Signed for and on behalf of Exova-OCM) 	
---	---	---

Approval Signature: Mark E. Kokosinski General Manager	(Signed for and on behalf of Exova-OCM) 	
---	--	---

This attestation shall not be reproduced except in full, without the written approval of Exova-OCM. The laboratory has witnessed the testing the material / items supplied by the client as sampled by the client. The testing is not within Exova OCM's L.A.B scope of testing and was not performed at Exova OCM.



FallTech Testing Laboratory
 Attestation Number: 36179-2
 Revision Letter: Original
 Page 2 of 2

FallTech Test Report						
Test Report Number	PC-0865	Date	7/8/2016	Rev		Rev Date
Report Prepared For	FallTech					
Initiated By	Dan Redden	Test Specification	ANSI Z359.14-2014 4.3.1, 4.3.3, 4.2.1, 4.3.4, 4.2.8.1, 4.2.8.2, 4.2.8.3, 4.2.5, 4.2.6,			
Base Part #	7281	Description	60' Cable 3-Way Self Retracting Device			
Proposed Part #	N/A	Built By Whom	Production	BOM	No	
Test Request #	PC-0865	Date Received	6/7/2016	Date Complete	6/29/2016	
Test Operator	Yesbet Sierra	Test Operator	Jay Sponholz			

Material/Sample Identification	
Sample ID	Description
FT15026	60' Cable 3-Way Self Retracting Device
FT16272	60' Cable 3-Way Self Retracting Device
FT15042	60' Cable 3-Way Self Retracting Device
FT16260	60' Cable 3-Way Self Retracting Device
FT16259	60' Cable 3-Way Self Retracting Device
FT15078	60' Cable 3-Way Self Retracting Device
FT15026	60' Cable 3-Way Self Retracting Device
FT16272	60' Cable 3-Way Self Retracting Device
FT15042	60' Cable 3-Way Self Retracting Device
FT16287	60' Cable 3-Way Self Retracting Device
FT17267	60' Cable 3-Way Self Retracting Device
FT17299	60' Cable 3-Way Self Retracting Device
FT16279	60' Cable 3-Way Self Retracting Device
FT15071	60' Cable 3-Way Self Retracting Device
FT16299	60' Cable 3-Way Self Retracting Device
FT15028	60' Cable 3-Way Self Retracting Device
FT15080	60' Cable 3-Way Self Retracting Device
FT16258	60' Cable 3-Way Self Retracting Device
FT16272	60' Cable 3-Way Self Retracting Device
FT15026	60' Cable 3-Way Self Retracting Device
FT15048	60' Cable 3-Way Self Retracting Device
FT15075	60' Cable 3-Way Self Retracting Device
FT16294	60' Cable 3-Way Self Retracting Device
FT15059	60' Cable 3-Way Self Retracting Device

FallTech Test Report						
Test Report Number	PC-0865	Date	7/8/2016	Rev		Rev Date
Report Prepared For	FallTech					
Initiated By	Dan Redden	Test Specification	ANSI Z359.14-2014 4.3.1, 4.3.3, 4.2.1, 4.3.4, 4.2.8.1, 4.2.8.2, 4.2.8.3, 4.2.5, 4.2.6,			
Base Part #	7281	Description	60' Cable 3-Way Self Retracting Device			
Proposed Part #	N/A	Built By Whom	Production	BOM	No	
Test Request #	PC-0865	Date Received	6/7/2016	Date Complete	6/29/2016	

Test Summary				
Test Specification	Test Criteria		Test Result	Pass/Fail
ANSI Z359.14-2014 4.3.1	Functional 36" Travel 125 % Maximum Capacity	< 4" Vertical Displacement	0.0"	Pass
	Hold	1 Minute	1 Minute	Pass
	Functional 36" Travel 75 % Minimum Capacity	< 4" Vertical Displacement	0.0"	Pass
	Hold	1 Minute	1 Minute	Pass
ANSI Z359.14-2014 4.3.1	Functional 36" Travel 125 % Maximum Capacity	< 4" Vertical Displacement	0.0"	Pass
	Hold	1 Minute	1 Minute	Pass
	Functional 36" Travel 75 % Minimum Capacity	< 4" Vertical Displacement	0.0"	Pass
	Hold	1 Minute	1 Minute	Pass
ANSI Z359.14-2014 4.3.1	Functional 36" Travel 125 % Maximum Capacity	< 4" Vertical Displacement	0.0"	Pass
	Hold	1 Minute	1 Minute	Pass
	Functional 36" Travel 75 % Minimum Capacity	< 4" Vertical Displacement	0.0"	Pass
	Hold	1 Minute	1 Minute	Pass
ANSI Z359.14-2014 4.3.3	Static Strength Rescue Mode	≥ 3,000 Lbf for ≥ 60 Seconds	3106.2 lbf	Pass
ANSI Z359.14-2014 4.3.3	Static Strength Rescue Mode	≥ 3,000 Lbf for ≥ 60 Seconds	3054.0 lbf	Pass
ANSI Z359.14-2014 4.3.3	Static Strength Rescue Mode	≥ 3,000 Lbf for ≥ 60 Seconds	3053.5 lbf	Pass

FallTech Test Report						
Test Report Number	PC-0865	Date	7/8/2016	Rev		Rev Date
Report Prepared For	FallTech					
Initiated By	Dan Redden	Test Specification	ANSI Z359.14-2014 4.3.1, 4.3.3, 4.2.1, 4.3.4, 4.2.8.1, 4.2.8.2, 4.2.8.3, 4.2.5, 4.2.6,			
Base Part #	7281	Description	60' Cable 3-Way Self Retracting Device			
Proposed Part #	N/A	Built By Whom	Production		BOM	No
Test Request #	PC-0865	Date Received	6/7/2016	Date Complete	6/29/2016	
ANSI Z359.14-2014 4.2.1, 4.2.6, 4.3.4	Arrest Distance	Class A ≤ 24" Class B ≤ 54"	22.2"	Pass		
	Max Arrest Force	≤ 1800 Lbf	1592.1 lbF	Pass		
	Avg Arrest Force	Class A ≤ 1350 Lbf Class B ≤ 900 Lbf	1060.1 lbF	Pass		
	Post Fall Rescue Mode Functional Travel	50% Arrest Distance < 4" Vertical Displacement	11.1" Travel 0.0" Displacement	Pass		
	Visual Impact Indicator	Visual Deployment	Visually Deployed	Pass		
	Retraction Tension 0% Extracted	1.25 Lbf - 25 Lbf ≤ 24" Extended	4.4 lbF	Pass		
	Retraction Tension 20% Extracted	1.25 Lbf - 25 Lbf ≤ 24" Extended	5.4 lbF	Pass		
	Retraction Tension 40% Extracted	1.25 Lbf - 25 Lbf ≤ 24" Extended	7.2 lbF	Pass		
	Retraction Tension 60% Extracted	1.25 Lbf - 25 Lbf ≤ 24" Extended	7.4 lbF	Pass		
	Retraction Tension 80% Extracted	1.25 Lbf - 25 Lbf ≤ 24" Extended	7.6 lbF	Pass		
	Retraction Tension 100% Extracted	1.25 Lbf - 25 Lbf ≤ 24" Extended	7.8 lbF	Pass		
ANSI Z359.14-2014 4.2.1, 4.2.6, 4.3.4	Arrest Distance	Class A ≤ 24" Class B ≤ 54"	22.8"	Pass		
	Max Arrest Force	≤ 1800 Lbf	1855.1 lbF	Pass		
	Avg Arrest Force	Class A ≤ 1350 Lbf Class B ≤ 900 Lbf	1227.6 lbF	Pass		
	Post Fall Rescue Mode Functional Travel	50% Arrest Distance < 4" Vertical Displacement	11.4" Travel 0.0" Displacement	Pass		
	Visual Impact Indicator	Visual Deployment	Visually Deployed	Pass		
	Retraction Tension 0% Extracted	1.25 Lbf - 25 Lbf ≤ 24" Extended	4.4 lbF	Pass		
	Retraction Tension 20% Extracted	1.25 Lbf - 25 Lbf ≤ 24" Extended	5.4 lbF	Pass		
	Retraction Tension 40% Extracted	1.25 Lbf - 25 Lbf ≤ 24" Extended	6.2 lbF	Pass		
	Retraction Tension 60% Extracted	1.25 Lbf - 25 Lbf ≤ 24" Extended	6.8 lbF	Pass		
	Retraction Tension 80% Extracted	1.25 Lbf - 25 Lbf ≤ 24" Extended	8.4 lbF	Pass		
	Retraction Tension 100% Extracted	1.25 Lbf - 25 Lbf ≤ 24" Extended	7.0 lbF	Pass		

FallTech Test Report							
Test Report Number	PC-0865	Date	7/8/2016	Rev		Rev Date	
Report Prepared For	FallTech						
Initiated By	Dan Redden	Test Specification	ANSI Z359.14-2014 4.3.1, 4.3.3, 4.2.1, 4.3.4, 4.2.8.1, 4.2.8.2, 4.2.8.3, 4.2.5, 4.2.6,				
Base Part #	7281	Description	60' Cable 3-Way Self Retracting Device				
Proposed Part #	N/A	Built By Whom	Production		BOM	No	
Test Request #	PC-0865	Date Received	6/7/2016	Date Complete	6/29/2016		
ANSI Z359.14-2014 4.2.1, 4.2.6, 4.3.4	Arrest Distance	Class A ≤ 24" Class B ≤ 54"	22.8"		Pass		
	Max Arrest Force	≤ 1800 Lbf	1756.2 lbf		Pass		
	Avg Arrest Force	Class A ≤ 1350 Lbf Class B ≤ 900 Lbf	1178.2 lbf		Pass		
	Post Fall Rescue Mode Functional Travel	50% Arrest Distance < 4" Vertical Displacement	11.4" Travel 0.0" Displacement		Pass		
	Visual Impact Indicator	Visual Deployment	Visually Deployed		Pass		
	Retraction Tension 0% Extracted	1.25 Lbf - 25 Lbf ≤ 24" Extended	4.2 lbf		Pass		
	Retraction Tension 20% Extracted	1.25 Lbf - 25 Lbf ≤ 24" Extended	5.4 lbf		Pass		
	Retraction Tension 40% Extracted	1.25 Lbf - 25 Lbf ≤ 24" Extended	5.8 lbf		Pass		
	Retraction Tension 60% Extracted	1.25 Lbf - 25 Lbf ≤ 24" Extended	7.0 lbf		Pass		
	Retraction Tension 80% Extracted	1.25 Lbf - 25 Lbf ≤ 24" Extended	8.0 lbf		Pass		
	Retraction Tension 100% Extracted	1.25 Lbf - 25 Lbf ≤ 24" Extended	7.6 lbf		Pass		
ANSI Z359.14-2014 4.2.8.1, 4.3.4	Arrest Distance	Class A ≤ 24" Class B ≤ 54"	23.0"		Pass		
	Max Arrest Force	≤ 1800 Lbf	1681.6 lbf		Pass		
	Avg Arrest Force	Class A ≤ 1575 Lbf Class B ≤ 1125 Lbf	1024.2 lbf		Pass		
	Post Fall Rescue Mode Functional Travel	50% Arrest Distance < 4" Vertical Displacement	11.5" Travel 0.0" Displacement		Pass		
	Visual Impact Indicator	Visual Deployment	Visually Deployed		Pass		
	Retraction Tension 0% Extracted	1.25 Lbf - 25 Lbf ≤ 24" Extended	4.4 lbf		Pass		
	Retraction Tension 20% Extracted	1.25 Lbf - 25 Lbf ≤ 24" Extended	5.2 lbf		Pass		
	Retraction Tension 40% Extracted	1.25 Lbf - 25 Lbf ≤ 24" Extended	5.8 lbf		Pass		
	Retraction Tension 60% Extracted	1.25 Lbf - 25 Lbf ≤ 24" Extended	6.6 lbf		Pass		
	Retraction Tension 80% Extracted	1.25 Lbf - 25 Lbf ≤ 24" Extended	8.2 lbf		Pass		
	Retraction Tension 100% Extracted	1.25 Lbf - 25 Lbf ≤ 24" Extended	7.4 lbf		Pass		

FallTech Test Report						
Test Report Number	PC-0865	Date	7/8/2016	Rev		Rev Date
Report Prepared For	FallTech					
Initiated By	Dan Redden	Test Specification	ANSI Z359.14-2014 4.3.1, 4.3.3, 4.2.1, 4.3.4, 4.2.8.1, 4.2.8.2, 4.2.8.3, 4.2.5, 4.2.6,			
Base Part #	7281	Description	60' Cable 3-Way Self Retracting Device			
Proposed Part #	N/A	Built By Whom	Production		BOM	No
Test Request #	PC-0865	Date Received	6/7/2016	Date Complete	6/29/2016	
ANSI Z359.14-2014 4.2.8.1, 4.3.4	Arrest Distance	Class A ≤ 24" Class B ≤ 54"	22.0"		Pass	
	Max Arrest Force	≤ 1800 Lbf	1426.2 lbF		Pass	
	Avg Arrest Force	Class A ≤ 1575 Lbf Class B ≤ 1125 Lbf	995.2 lbF		Pass	
	Post Fall Rescue Mode Functional Travel	50% Arrest Distance < 4" Vertical Displacement	11.0" Travel 0.0" Displacement		Pass	
	Visual Impact Indicator	Visual Deployment	Visually Deployed		Pass	
	Retraction Tension 0% Extracted	1.25 Lbf - 25 Lbf ≤ 24" Extended	4.0 lbF		Pass	
	Retraction Tension 20% Extracted	1.25 Lbf - 25 Lbf ≤ 24" Extended	5.4 lbF		Pass	
	Retraction Tension 40% Extracted	1.25 Lbf - 25 Lbf ≤ 24" Extended	6.4 lbF		Pass	
	Retraction Tension 60% Extracted	1.25 Lbf - 25 Lbf ≤ 24" Extended	6.8 lbF		Pass	
	Retraction Tension 80% Extracted	1.25 Lbf - 25 Lbf ≤ 24" Extended	7.2 lbF		Pass	
	Retraction Tension 100% Extracted	1.25 Lbf - 25 Lbf ≤ 24" Extended	9.4 lbF		Pass	
ANSI Z359.14-2014 4.2.8.1, 4.3.4	Arrest Distance	Class A ≤ 24" Class B ≤ 54"	19.2"		Pass	
	Max Arrest Force	≤ 1800 Lbf	1365.5 lbF		Pass	
	Avg Arrest Force	Class A ≤ 1575 Lbf Class B ≤ 1125 Lbf	951.3 lbF		Pass	
	Post Fall Rescue Mode Functional Travel	50% Arrest Distance < 4" Vertical Displacement	9.6" Travel 0.0" Displacement		Pass	
	Visual Impact Indicator	Visual Deployment	Visually Deployed		Pass	
	Retraction Tension 0% Extracted	1.25 Lbf - 25 Lbf ≤ 24" Extended	4.4 lbF		Pass	
	Retraction Tension 20% Extracted	1.25 Lbf - 25 Lbf ≤ 24" Extended	5.4 lbF		Pass	
	Retraction Tension 40% Extracted	1.25 Lbf - 25 Lbf ≤ 24" Extended	6.4 lbF		Pass	
	Retraction Tension 60% Extracted	1.25 Lbf - 25 Lbf ≤ 24" Extended	7.2 lbF		Pass	
	Retraction Tension 80% Extracted	1.25 Lbf - 25 Lbf ≤ 24" Extended	8.8 lbF		Pass	
	Retraction Tension 100% Extracted	1.25 Lbf - 25 Lbf ≤ 24" Extended	7.2 lbF		Pass	

FallTech Test Report						
Test Report Number	PC-0865	Date	7/8/2016	Rev		Rev Date
Report Prepared For	FallTech					
Initiated By	Dan Redden	Test Specification	ANSI Z359.14-2014 4.3.1, 4.3.3, 4.2.1, 4.3.4, 4.2.8.1, 4.2.8.2, 4.2.8.3, 4.2.5, 4.2.6,			
Base Part #	7281	Description	60' Cable 3-Way Self Retracting Device			
Proposed Part #	N/A	Built By Whom	Production		BOM	No
Test Request #	PC-0865	Date Received	6/7/2016	Date Complete	6/29/2016	
ANSI Z359.14-2014 4.2.8.2, 4.3.4	Arrest Distance	Class A \leq 24" Class B \leq 54"	22.8	Pass		
	Max Arrest Force	\leq 1800 Lbf	1739.2 lbf	Pass		
	Avg Arrest Force	Class A \leq 1575 Lbf Class B \leq 1125 Lbf	1145.1 lbf	Pass		
	Post Fall Rescue Mode Functional Travel	50% Arrest Distance < 4" Vertical Displacement	11.4" Travel 0.0" Displacement	Pass		
	Visual Impact Indicator	Visual Deployment	Visually Deployed	Pass		
	Retraction Tension 0% Extracted	1.25 Lbf - 25 Lbf \leq 24" Extended	4.4 lbf	Pass		
	Retraction Tension 20% Extracted	1.25 Lbf - 25 Lbf \leq 24" Extended	5.0 lbf	Pass		
	Retraction Tension 40% Extracted	1.25 Lbf - 25 Lbf \leq 24" Extended	6.4 lbf	Pass		
	Retraction Tension 60% Extracted	1.25 Lbf - 25 Lbf \leq 24" Extended	7.0 lbf	Pass		
	Retraction Tension 80% Extracted	1.25 Lbf - 25 Lbf \leq 24" Extended	7.0 lbf	Pass		
	Retraction Tension 100% Extracted	1.25 Lbf - 25 Lbf \leq 24" Extended	7.0 lbf	Pass		
	ANSI Z359.14-2014 4.2.8.2, 4.3.4	Arrest Distance	Class A \leq 24" Class B \leq 54"	24.6"	Pass	
Max Arrest Force		\leq 1800 Lbf	1757.2 lbf	Pass		
Avg Arrest Force		Class A \leq 1575 Lbf Class B \leq 1125 Lbf	1191.9 lbf	Pass		
Post Fall Rescue Mode Functional Travel		50% Arrest Distance < 4" Vertical Displacement	12.3" Travel 0.0" Displacement	Pass		
Visual Impact Indicator		Visual Deployment	Visually Deployed	Pass		
Retraction Tension 0% Extracted		1.25 Lbf - 25 Lbf \leq 24" Extended	4.0 lbf	Pass		
Retraction Tension 20% Extracted		1.25 Lbf - 25 Lbf \leq 24" Extended	5.6 lbf	Pass		
Retraction Tension 40% Extracted		1.25 Lbf - 25 Lbf \leq 24" Extended	7.0 lbf	Pass		
Retraction Tension 60% Extracted		1.25 Lbf - 25 Lbf \leq 24" Extended	7.2 lbf	Pass		
Retraction Tension 80% Extracted		1.25 Lbf - 25 Lbf \leq 24" Extended	7.4 lbf	Pass		
Retraction Tension 100% Extracted		1.25 Lbf - 25 Lbf \leq 24" Extended	7.6 lbf	Pass		


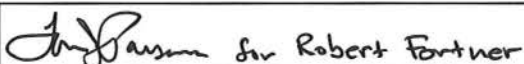
FallTech Test Report							
Test Report Number	PC-0865	Date	7/8/2016	Rev		Rev Date	
Report Prepared For	FallTech						
Initiated By	Dan Redden	Test Specification	ANSI Z359.14-2014 4.3.1, 4.3.3, 4.2.1, 4.3.4, 4.2.8.1, 4.2.8.2, 4.2.8.3, 4.2.5, 4.2.6,				
Base Part #	7281	Description	60' Cable 3-Way Self Retracting Device				
Proposed Part #	N/A	Built By Whom	Production		BOM	No	
Test Request #	PC-0865	Date Received	6/7/2016	Date Complete	6/29/2016		
ANSI Z359.14-2014 4.2.8.2, 4.3.4	Arrest Distance	Class A \leq 24" Class B \leq 54"	23.4"		Pass		
	Max Arrest Force	\leq 1800 Lbf	1841.1 lbF		Pass		
	Avg Arrest Force	Class A \leq 1575 Lbf Class B \leq 1125 Lbf	985.5 lbF		Pass		
	Post Fall Rescue Mode Functional Travel	50% Arrest Distance < 4" Vertical Displacement	11.7" Travel 0.0" Displacement		Pass		
	Visual Impact Indicator	Visual Deployment	Visually Deployed		Pass		
	Retraction Tension 0% Extracted	1.25 Lbf - 25 Lbf \leq 24" Extended	4.0 lbF		Pass		
	Retraction Tension 20% Extracted	1.25 Lbf - 25 Lbf \leq 24" Extended	5.2 lbF		Pass		
	Retraction Tension 40% Extracted	1.25 Lbf - 25 Lbf \leq 24" Extended	6.6 lbF		Pass		
	Retraction Tension 60% Extracted	1.25 Lbf - 25 Lbf \leq 24" Extended	6.6 lbF		Pass		
	Retraction Tension 80% Extracted	1.25 Lbf - 25 Lbf \leq 24" Extended	8.0 lbF		Pass		
	Retraction Tension 100% Extracted	1.25 Lbf - 25 Lbf \leq 24" Extended	7.4 lbF		Pass		
	ANSI Z359.14-2014 4.2.8.3, 4.3.4	Arrest Distance	Class A \leq 24" Class B \leq 54"	28.0"		Pass	
Max Arrest Force		\leq 1800 Lbf	1618.9 lbF		Pass		
Avg Arrest Force		Class A \leq 1575 Lbf Class B \leq 1125 Lbf	999.0 lbF		Pass		
Post Fall Rescue Mode Functional Travel		50% Arrest Distance < 4" Vertical Displacement	14.0" Travel 0.0" Displacement		Pass		
Visual Impact Indicator		Visual Deployment	Visually Deployed		Pass		
Retraction Tension 0% Extracted		1.25 Lbf - 25 Lbf \leq 24" Extended	4.8 lbF		Pass		
Retraction Tension 20% Extracted		1.25 Lbf - 25 Lbf \leq 24" Extended	6.0 lbF		Pass		
Retraction Tension 40% Extracted		1.25 Lbf - 25 Lbf \leq 24" Extended	7.2 lbF		Pass		
Retraction Tension 60% Extracted		1.25 Lbf - 25 Lbf \leq 24" Extended	7.4 lbF		Pass		
Retraction Tension 80% Extracted		1.25 Lbf - 25 Lbf \leq 24" Extended	7.2 lbF		Pass		
Retraction Tension 100% Extracted		1.25 Lbf - 25 Lbf \leq 24" Extended	7.2 lbF		Pass		

FallTech Test Report							
Test Report Number	PC-0865	Date	7/8/2016	Rev		Rev Date	
Report Prepared For	FallTech						
Initiated By	Dan Redden	Test Specification	ANSI Z359.14-2014 4.3.1, 4.3.3, 4.2.1, 4.3.4, 4.2.8.1, 4.2.8.2, 4.2.8.3, 4.2.5, 4.2.6,				
Base Part #	7281	Description	60' Cable 3-Way Self Retracting Device				
Proposed Part #	N/A	Built By Whom	Production		BOM	No	
Test Request #	PC-0865	Date Received	6/7/2016	Date Complete	6/29/2016		
ANSI Z359.14-2014 4.2.8.3, 4.3.4	Arrest Distance	Class A \leq 24" Class B \leq 54"	25.4"		Pass		
	Max Arrest Force	\leq 1800 Lbf	1438.4 lbF		Pass		
	Avg Arrest Force	Class A \leq 1575 Lbf Class B \leq 1125 Lbf	920.7 lbF		Pass		
	Post Fall Rescue Mode Functional Travel	50% Arrest Distance < 4" Vertical Displacement	12.7" Travel 0.0" Displacement		Pass		
	Visual Impact Indicator	Visual Deployment	Visually Deployed		Pass		
	Retraction Tension 0% Extracted	1.25 Lbf - 25 Lbf \leq 24" Extended	3.8 lbF		Pass		
	Retraction Tension 20% Extracted	1.25 Lbf - 25 Lbf \leq 24" Extended	6.0 lbF		Pass		
	Retraction Tension 40% Extracted	1.25 Lbf - 25 Lbf \leq 24" Extended	6.2 lbF		Pass		
	Retraction Tension 60% Extracted	1.25 Lbf - 25 Lbf \leq 24" Extended	9.0 lbF		Pass		
	Retraction Tension 80% Extracted	1.25 Lbf - 25 Lbf \leq 24" Extended	7.4 lbF		Pass		
	Retraction Tension 100% Extracted	1.25 Lbf - 25 Lbf \leq 24" Extended	7.8 lbF		Pass		
ANSI Z359.14-2014 4.2.8.3, 4.3.4	Arrest Distance	Class A \leq 24" Class B \leq 54"	25.4"		Pass		
	Max Arrest Force	\leq 1800 Lbf	1204.5 lbF		Pass		
	Avg Arrest Force	Class A \leq 1575 Lbf Class B \leq 1125 Lbf	838.3 lbF		Pass		
	Post Fall Rescue Mode Functional Travel	50% Arrest Distance < 4" Vertical Displacement	12.7" Travel 0.0" Displacement		Pass		
	Visual Impact Indicator	Visual Deployment	Visually Deployed		Pass		
	Retraction Tension 0% Extracted	1.25 Lbf - 25 Lbf \leq 24" Extended	4.6 lbF		Pass		
	Retraction Tension 20% Extracted	1.25 Lbf - 25 Lbf \leq 24" Extended	5.8 lbF		Pass		
	Retraction Tension 40% Extracted	1.25 Lbf - 25 Lbf \leq 24" Extended	6.6 lbF		Pass		
	Retraction Tension 60% Extracted	1.25 Lbf - 25 Lbf \leq 24" Extended	7.0 lbF		Pass		
	Retraction Tension 80% Extracted	1.25 Lbf - 25 Lbf \leq 24" Extended	8.2 lbF		Pass		
	Retraction Tension 100% Extracted	1.25 Lbf - 25 Lbf \leq 24" Extended	8.4 lbF		Pass		

FallTech Test Report						
Test Report Number	PC-0865	Date	7/8/2016	Rev		Rev Date
Report Prepared For	FallTech					
Initiated By	Dan Redden	Test Specification	ANSI Z359.14-2014 4.3.1, 4.3.3, 4.2.1, 4.3.4, 4.2.8.1, 4.2.8.2, 4.2.8.3, 4.2.5, 4.2.6,			
Base Part #	7281	Description	60' Cable 3-Way Self Retracting Device			
Proposed Part #	N/A	Built By Whom	Production		BOM	No
Test Request #	PC-0865	Date Received	6/7/2016	Date Complete	6/29/2016	
ANSI Z359.14-2014 4.2.6	Retraction Tension 0% Extracted	1.25 Lbf - 25 Lbf ≤ 24" Extended	4.8 lbF	Pass		
	Retraction Tension 20% Extracted	1.25 Lbf - 25 Lbf ≤ 24" Extended	5.6 lbF	Pass		
	Retraction Tension 40% Extracted	1.25 Lbf - 25 Lbf ≤ 24" Extended	6.2 lbF	Pass		
	Retraction Tension 60% Extracted	1.25 Lbf - 25 Lbf ≤ 24" Extended	7.6 lbF	Pass		
	Retraction Tension 80% Extracted	1.25 Lbf - 25 Lbf ≤ 24" Extended	10.2 lbF	Pass		
	Retraction Tension 100% Extracted	1.25 Lbf - 25 Lbf ≤ 24" Extended	8.2 lbF	Pass		
ANSI Z359.14-2014 4.2.6	Retraction Tension 0% Extracted	1.25 Lbf - 25 Lbf ≤ 24" Extended	5.0 lbF	Pass		
	Retraction Tension 20% Extracted	1.25 Lbf - 25 Lbf ≤ 24" Extended	6.0 lbF	Pass		
	Retraction Tension 40% Extracted	1.25 Lbf - 25 Lbf ≤ 24" Extended	6.4 lbF	Pass		
	Retraction Tension 60% Extracted	1.25 Lbf - 25 Lbf ≤ 24" Extended	7.4 lbF	Pass		
	Retraction Tension 80% Extracted	1.25 Lbf - 25 Lbf ≤ 24" Extended	8.2 lbF	Pass		
	Retraction Tension 100% Extracted	1.25 Lbf - 25 Lbf ≤ 24" Extended	9.2 lbF	Pass		

FallTech Test Report					
Test Report Number	PC-0865	Date	7/8/2016	Rev	Rev Date
Report Prepared For	FallTech				
Initiated By	Dan Redden	Test Specification	ANSI Z359.14-2014 4.3.1, 4.3.3, 4.2.1, 4.3.4, 4.2.8.1, 4.2.8.2, 4.2.8.3, 4.2.5, 4.2.6,		
Base Part #	7281	Description	60' Cable 3-Way Self Retracting Device		
Proposed Part #	N/A	Built By Whom	Production	BOM	No
Test Request #	PC-0865	Date Received	6/7/2016	Date Complete	6/29/2016
ANSI Z359.14-2014 4.2.6	Retraction Tension 0% Extracted	1.25 Lbf - 25 Lbf ≤ 24" Extended	4.4 lbF	Pass	
	Retraction Tension 20% Extracted	1.25 Lbf - 25 Lbf ≤ 24" Extended	6.2 lbF	Pass	
	Retraction Tension 40% Extracted	1.25 Lbf - 25 Lbf ≤ 24" Extended	6.2 lbF	Pass	
	Retraction Tension 60% Extracted	1.25 Lbf - 25 Lbf ≤ 24" Extended	7.6 lbF	Pass	
	Retraction Tension 80% Extracted	1.25 Lbf - 25 Lbf ≤ 24" Extended	7.8 lbF	Pass	
	Retraction Tension 100% Extracted	1.25 Lbf - 25 Lbf ≤ 24" Extended	7.2 lbF	Pass	
ANSI Z359.14-2014 4.2.5	Static Strength	≥ 3,000 Lbf for ≥ 60 Seconds	3084.0 lbF	Pass	
ANSI Z359.14-2014 4.2.5	Static Strength	≥ 3,000 Lbf for ≥ 60 Seconds	3062.9 lbF	Pass	
ANSI Z359.14-2014 4.2.5	Static Strength	≥ 3,000 Lbf for ≥ 60 Seconds	3068.7 lbF	Pass	

Conclusion	
FallTech P/N 7281 Three Way Self-retracting Device meets the requirements of ANSI Z359.14-2014.	

Report Signatories and Approval			
Lab Quality Manager		Date	7/8/2016
Witnessed by		Date	8/30/16