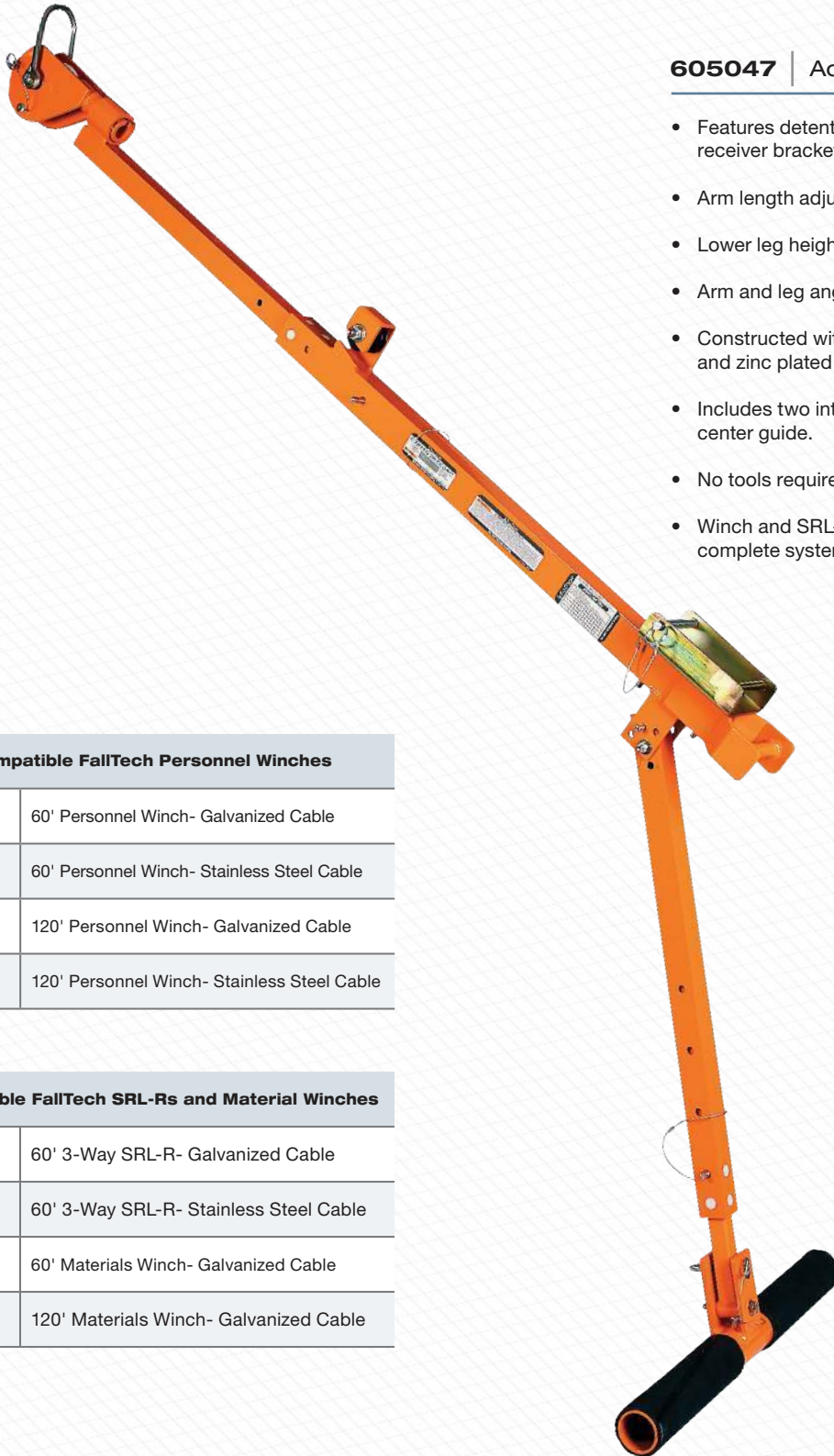




# CONFINED SPACE DAVIT SOLUTIONS

# ADJUSTABLE POLE HOIST

The FallTech® Pole Hoist is designed to work as part of a system to raise or lower personnel in confined space entry, retrieval and fall arrest applications. Additionally, the FallTech® Pole Hoist can be utilized for raising and lowering materials with a separate materials rated Winch. The Pole Hoist is operated with a suitable anchor point above or beside confined space access points such as manholes, sewer openings, and tank hatches in both horizontal and vertical entry and egress applications.



## 605047 | Adjustable Pole Hoist

- Features detent pin adjustability and integral device receiver bracket for Winch or SRL-R.
- Arm length adjusts from 4½' to 6½' in 6" increments.
- Lower leg height adjusts from 2½' to 4' in 3" increments.
- Arm and leg angles adjust at 45° and 90° preset positions.
- Constructed with durable 6061 powder coated Aluminum and zinc plated steel.
- Includes two integral pulleys in the head assembly and the center guide.
- No tools required for set-up.
- Winch and SRL-R devices sold separately to create a complete system.

### Compatible FallTech Personnel Winches

<b>7297</b>	60' Personnel Winch- Galvanized Cable
<b>7297S</b>	60' Personnel Winch- Stainless Steel Cable
<b>7298</b>	120' Personnel Winch- Galvanized Cable
<b>7298S</b>	120' Personnel Winch- Stainless Steel Cable

### Compatible FallTech SRL-Rs and Material Winches

<b>7281DG</b>	60' 3-Way SRL-R- Galvanized Cable
<b>7281DS</b>	60' 3-Way SRL-R- Stainless Steel Cable
<b>7293M</b>	60' Materials Winch- Galvanized Cable
<b>7295M</b>	120' Materials Winch- Galvanized Cable



7297 60' Personnel Winch



7281DG 60' 3-way SRL-R

# CONFINED SPACE DAVIT SOLUTIONS

Our extensive line of Confined Space Davit solutions is enhanced to meet even more of your site specific needs including three 24" to 44" system components, two additional davit bases for manhole and barrel mount applications, multiple Vehicle Hitch Mount Base accessories and two device adapter brackets for competitor's winch and SRL-R devices.

## Offset Davit Arm



**6500244** Offset Davit Arm includes receiver bracket for devices and features telescoping reach from 24" up to 44"

## 3-pc Adjustable Davit Base



**6500844** Base width adjusts from 73" to 100" for use with 24" to 44" Offset Davit Arm

## Vehicle Hitch Mount Davit Base



**6501644** Hitch Mount Base for use with 24" to 44" Offset Davit Arm and mast extensions

## Manhole Collar Davit Base




**650124MH** Manhole Collar features lightweight powder coated aluminum construction and integral handles; fits manholes from 22" to 24" in diameter.

## Barrel Mount Davit Base




**65012F** Barrel Mount base features plated steel construction for structures up to 3½" thick

## Device Adapter Brackets



**65105D** and **65106M** Brackets adapt DBI and Miller winches and SRL-R devices to FallTech Davits

## Vehicle Hitch Mount Extenders



**651102**, **651104** and **651106** 2', 4' and 6' extenders and **651101U** U-joint adapter for use with Vehicle Hitch Mount bases 6501528 and 6501644.

# PERFORMANCE AND MATERIAL SPECIFICATIONS

Materials		
651102	Hitch Extenders	Plated Alloy Steel
651104		
651106		
651101U	U-Joint Assembly	
65105D	Adapter Brackets	
65106M		
65012F	Barrel Mount Base	
650124MH	Manhole Collar Base	Powder Coated 6061 Aluminum
605047	Pole Hoist	Powder Coated 6061 Aluminum and Zinc Plated Steel
6500244	Davit Arm	
6500844	3pc Portable Base	
6501644	Vehicle Hitch Base	

Relevant Standards		
651102	Hitch Extenders	OSHA 1926.502
651104		
651106		
651101U	U-Joint Assembly	
65012F	Barrel Mount Base	
650124MH	Manhole Collar Base	
605047	Pole Hoist	OSHA 1926.502 when used with Davit Bases, Davit Arms and Mast Extensions
6500244	Davit Arm	
6500844	3pc Portable Base	
6501644	Vehicle Hitch Base	

Performance Specifications	
<b>650124MH Manhole Collar Base</b>	
<b>Moment Rated</b>	4,000 ft.-lbs. Minimum
<b>Rescue Capacity</b>	Two Users up to 620 lbs. Max. combined weight
<b>Entry/Egress Capacity</b>	One User up to 310 lbs. Max weight
<b>65012F Barrel Mount Base</b>	
<b>Moment Rated</b>	6,750 ft.-lbs Minimum
<b>Mast Rotation</b>	180° Maximum
<b>Rescue Capacity</b>	Two Users up to 620 lbs. Max. combined weight
<b>Entry/Egress Capacity</b>	One User up to 310 lbs. Max weight
<b>605047 Pole Hoist</b>	
<b>Entry/Egress Capacity</b>	One User up to 310 lbs. max for Entry/Egress Operations

System Performance Specifications	
<b>6500244 Davit Arm 6500844 3pc Davit Base</b>	
Minimum Strength Ratings by Use**	
<b>Moment Rated</b>	6,750 ft.-lbs. Minimum
<b>Rescue Configuration</b>	5,000 lbs. Minimum
<b>Entry/Egress Operation</b>	1,800 lbs. Minimum
Number of Users and Weight Capacities	
<b>Rescue Configuration</b>	2 Users Max. 310 lbs. each
<b>Entry/Egress Operation</b>	1 User Max 310 lbs.

System Performance Specifications	
<b>6501644 Vehicle Hitch Mount Base</b>	
Minimum Strength Ratings by Use**	
<b>Moment Rated</b>	5,750 ft.-lbs. Minimum
<b>Rescue Configuration</b>	5,000 lbs. Minimum
<b>Entry/Egress Operation</b>	1,800 lbs. Minimum
Number of Users and Weight Capacities	
<b>Rescue Configuration</b>	2 Users Max. 310 lbs. each
<b>Entry/Egress Operation</b>	1 User Max 310 lbs.

\*\* Specifications shown above are for complete 5pc System; see Owner's Manual for complete table of Minimum Load Ratings