

Declaration of Conformity

In Accordance with ANSI/ISEA 125-2014



Alexander Andrew, Inc. 1306 S. Alameda St Compton, CA 90221

Declaration #

B0317036a

Declaration Date

3.23.17

Tested Item #

7034M

Journeyman Flex FBH Medium

Additional Items Conforming Under this Declaration:

7034XS	7034S	7034L	7034XL	7034XX	70343X	7035XS
7035S	7035M	7035L	7035XL	7035XXL	70353XL	70354XL

Alexander Andrew, Inc. declares that the product(s) listed above is in conformity with the requirements of the following performance standard(s):

ANSI Z359.11-2014

Conformity Assessment Method in accordance with ANSI/ISEA 125-2014

Level 1

Level 2

X

Level 3

Level 1: FallTech Lab
Outside the Scope of
ISO/IEC Standard 17025:2005

Level 2: FallTech Lab
Within the Scope of
ISO/IEC Standard 17025:2005

Level 3: Independent 3rd Party Lab
accredited to
ISO/IEC Standard 17025:2005

Supporting
Documentation

PC-1000

Authorized Signature

Name

Martin Barila

Title

VP of Operations

Date

1.12.18

Exova
3883 East Eagle Drive
Anaheim
California
USA
92807

T: +1 (714) 630-3003
F: +1 (714) 630-4443
E: sales@exova.com
W: www.exova.com



Testing. Advising. Assuring.

March 31, 2017

FallTech Testing Laboratory
1306 S. Alameda Street
Compton, CA 90221

Attention: Jay Sponholz
Quality Manager

Subject: **Attestation of Witnessing Testing**
Exova OCM Job # 370370-9
FallTech P.O.: OPEN
Report No.: PC-1000
Base Part No. 7034M
Description: Full Body Harness



Dear Mr. Sponholz:



The purpose of this attestation is to attest to the fact that a representative of Exova OCM was on site at FallTech's facilities to confirm suitability of the equipment used, calibration status of the equipment and to witness testing performed by FallTech employees. Details of this visit are included below:

- Date of Testing:
 - March 22, 2017
- Exova OCM Test Witness:
 - Kevin Ton
- FallTech Test Operators:
 - Yesbet Sierra and Jay Sponholz
- Specification:
 - ANSI Z359.11-2014 Sections 4.3.5, 4.3.3, 4.3.4, 4.3.6, 4.3.7
- Equipment Calibration Interval
 - 1 year, except weights which are 5 years

Attached to this attestation is the test report generated by FallTech Testing Laboratory. Exova OCM test witness certifies the report accurately presents the testing performed on the samples identified.

Test Report #	Date	Base Part #	Description	Sample ID's	Results
PC-1000	3/23/2017	7034BM	Full Body Harness	3913169	Pass
				3913166	
				3913172	
				3913181	
				3913171	
				3913176	
				3913177	
				3913174	
				3913167	
				3913170	
				3913183	
				3913175	
				3913180	
				3913170	
				3913182	
3913173					
3913178					
3913179					

Test Witness Signature: Kevin Ton Test Technician Mechanical Laboratory	(Signed for and on behalf of Exova-OCM) 	
-----------------------------------------------------------------------------------------	--------------------------------------------------------------------------------------------------------------------------------	---------------------------------------------------------------------------------------

Approval Signature: Thomas J. (Tom) Parsons Manager Quality / Technical Services	(Signed for and on behalf of Exova-OCM) 	
--------------------------------------------------------------------------------------------------	--------------------------------------------------------------------------------------------------------------------------------	---------------------------------------------------------------------------------------

This attestation shall not be reproduced except in full, without the written approval of Exova-OCM. The laboratory has witnessed the testing the material / items supplied by the client as sampled by the client. The testing is not within Exova OCM's L.A.B scope of testing and was not performed at Exova OCM.



FallTech Test Report

Test Report No.	PC-1000	Rpt. Date	3/23/2017	Rpt. Rev		Rev Date	
Report Prepared For	FallTech						
Initiated By	Dan Redden	Test Specification(s)	ANSI Z359.11-2014 4.3.5, 4.3.3, 4.3.4, 4.3.6, 4.3.7				
Part No.	7034M	Part No. Revision	B				
Part Description	Full Body Harness						
Test Request No.	PC-1000	Date Complete	3/22/2017				
Test Operator(s)	Yesbet Sierra, Jay Sponholz						

Material/Sample Identification

Sample ID	Description
3813169	Full Body Harness
3813166	Full Body Harness
3813172	Full Body Harness
3813181	Full Body Harness
3813171	Full Body Harness
3813176	Full Body Harness
3813177	Full Body Harness
3813174	Full Body Harness
3813167	Full Body Harness
3813170	Full Body Harness
3813183	Full Body Harness
3813175	Full Body Harness
3813180	Full Body Harness
3813170	Full Body Harness
3813182	Full Body Harness
3813173	Full Body Harness
3813178	Full Body Harness
3813179	Full Body Harness



FallTech Test Report

Test Report No.	PC-1000	Rpt. Date	3/23/2017	Rpt. Rev		Rev Date	
Report Prepared For	FallTech						
Initiated By	Dan Redden	Test Specification(s)	ANSI Z359.11-2014 4.3.5, 4.3.3, 4.3.4, 4.3.6, 4.3.7				
Part No.	7034M	Part No. Revision	B				
Part Description	Full Body Harness						
Test Request No.	PC-1000	Date Complete	3/22/2017				

Test Summary

Test Specification	Test Criteria	Test Result	Pass/Fail
ANSI Z359.11-2014 4.3.5	Static Strength (Dorsal D-ring)	3600 Lbf \geq 1 Minute	3630.5 Lbf Pass
	Static Strength (Dorsal D-ring)	Harness Shall Not Release Test Torso	Did Not Release Pass
	Adjuster Slippage	Slippage \leq 1"	0.0" Pass
	Tear Distance	Shall Not Tear a Distance Greater Than to Adjacent Eyelet	Did Not Tear Through Pass
	Tearing	Straps Shall Not Show Any Signs of Tearing	Did Not Tear Pass
ANSI Z359.11-2014 4.3.5	Static Strength (Dorsal D-ring)	3600 Lbf \geq 1 Minute	3635.8 Lbf Pass
	Static Strength (Dorsal D-ring)	Harness Shall Not Release Test Torso	Did Not Release Pass
	Adjuster Slippage	Slippage \leq 1"	0.0" Pass
	Tear Distance	Shall Not Tear a Distance Greater Than to Adjacent Eyelet	Did Not Tear Through Pass
	Tearing	Straps Shall Not Show Any Signs of Tearing	Did Not Tear Pass
ANSI Z359.11-2014 4.3.5	Static Strength (Dorsal D-ring)	3600 Lbf \geq 1 Minute	3649.0 Lbf Pass
	Static Strength (Dorsal D-ring)	Harness Shall Not Release Test Torso	Did Not Release Pass
	Adjuster Slippage	Slippage \leq 1"	0.0" Pass
	Tear Distance	Shall Not Tear a Distance Greater Than to Adjacent Eyelet	Did Not Tear Through Pass
	Tearing	Straps Shall Not Show Any Signs of Tearing	Did Not Tear Pass



FallTech Test Report

Test Report No.	PC-1000	Rpt. Date	3/23/2017	Rpt. Rev		Rev Date	
Report Prepared For	FallTech						
Initiated By	Dan Redden	Test Specification(s)	ANSI Z359.11-2014 4.3.5, 4.3.3, 4.3.4, 4.3.6, 4.3.7				
Part No.	7034M	Part No. Revision	B				
Part Description	Full Body Harness						
Test Request No.	PC-1000			Date Complete	3/22/2017		
ANSI Z359.11-2014 4.3.5	Static Strength (Shoulder D-ring)	3600 Lbf ≥ 1 Minute	3646.3 Lbf	Pass			
	Static Strength (Shoulder D-ring)	Harness Shall Not Release Test Torso	Did Not Release	Pass			
	Adjuster Slippage	Slippage ≤ 1"	0.0"	Pass			
	Tear Distance	Shall Not Tear a Distance Greater Than to Adjacent Eyelet	Did Not Tear Through	Pass			
	Tearing	Straps Shall Not Show Any Signs of Tearing	Did Not Tear	Pass			
ANSI Z359.11-2014 4.3.5	Static Strength (Shoulder D-ring)	3600 Lbf ≥ 1 Minute	3650.9 Lbf	Pass			
	Static Strength (Shoulder D-ring)	Harness Shall Not Release Test Torso	Did Not Release	Pass			
	Adjuster Slippage	Slippage ≤ 1"	0.0"	Pass			
	Tear Distance	Shall Not Tear a Distance Greater Than to Adjacent Eyelet	Did Not Tear Through	Pass			
	Tearing	Straps Shall Not Show Any Signs of Tearing	Did Not Tear	Pass			
ANSI Z359.11-2014 4.3.5	Static Strength (Shoulder D-ring)	3600 Lbf ≥ 1 Minute	3683.0 Lbf	Pass			
	Static Strength (Shoulder D-ring)	Harness Shall Not Release Test Torso	Did Not Release	Pass			
	Adjuster Slippage	Slippage ≤ 1"	0.0"	Pass			
	Tear Distance	Shall Not Tear a Distance Greater Than to Adjacent Eyelet	Did Not Tear Through	Pass			
	Tearing	Straps Shall Not Show Any Signs of Tearing	Did Not Tear	Pass			



FallTech Test Report

Test Report No.	PC-1000	Rpt. Date	3/23/2017	Rpt. Rev		Rev Date	
Report Prepared For	FallTech						
Initiated By	Dan Redden	Test Specification(s)	ANSI Z359.11-2014 4.3.5, 4.3.3, 4.3.4, 4.3.6, 4.3.7				
Part No.	7034M	Part No. Revision	B				
Part Description	Full Body Harness						
Test Request No.	PC-1000			Date Complete	3/22/2017		
ANSI Z359.11-2014 4.3.5	Static Strength (Hip D-ring)	3600 Lbf ≥ 1 Minute	3649.5 Lbf	Pass			
	Static Strength (Hip D-ring)	Harness Shall Not Release Test Torso	Did Not Release	Pass			
	Adjuster Slippage	Slippage ≤ 1"	0.0"	Pass			
	Tear Distance	Shall Not Tear a Distance Greater Than to Adjacent Eyelet	Did Not Tear Through	Pass			
	Tearing	Straps Shall Not Show Any Signs of Tearing	Did Not Tear	Pass			
ANSI Z359.11-2014 4.3.5	Static Strength (Hip D-ring)	3600 Lbf ≥ 1 Minute	3637.6 Lbf	Pass			
	Static Strength (Hip D-ring)	Harness Shall Not Release Test Torso	Did Not Release	Pass			
	Adjuster Slippage	Slippage ≤ 1"	0.0"	Pass			
	Tear Distance	Shall Not Tear a Distance Greater Than to Adjacent Eyelet	Did Not Tear Through	Pass			
	Tearing	Straps Shall Not Show Any Signs of Tearing	Did Not Tear	Pass			
ANSI Z359.11-2014 4.3.5	Static Strength (Hip D-ring)	3600 Lbf ≥ 1 Minute	3635.3 Lbf	Pass			
	Static Strength (Hip D-ring)	Harness Shall Not Release Test Torso	Did Not Release	Pass			
	Adjuster Slippage	Slippage ≤ 1"	0.0"	Pass			
	Tear Distance	Shall Not Tear a Distance Greater Than to Adjacent Eyelet	Did Not Tear Through	Pass			
	Tearing	Straps Shall Not Show Any Signs of Tearing	Did Not Tear	Pass			



FallTech Test Report

Test Report No.	PC-1000	Rpt. Date	3/23/2017	Rpt. Rev		Rev Date	
Report Prepared For	FallTech						
Initiated By	Dan Redden	Test Specification(s)	ANSI Z359.11-2014 4.3.5, 4.3.3, 4.3.4, 4.3.6, 4.3.7				
Part No.	7034M	Part No. Revision	B				
Part Description	Full Body Harness						
Test Request No.	PC-1000			Date Complete	3/22/2017		
ANSI Z359.11-2014 4.3.3	Dynamic Performance Dorsal D-ring (Feet First)	Peak Impact Load ≥ 3600 Lbf	4917.8 Lbf		Pass		
	Dynamic Performance Dorsal D-ring (Feet First)	Harness Shall Not Release Test Torso	Did Not Release		Pass		
	Dynamic Performance Dorsal D-ring (Feet First)	Remain Suspended for ≥ 5 Minutes	5 Minutes		Pass		
	Dynamic Performance Dorsal D-ring (Feet First)	Angle at Rest ≤ 30°	1.2°		Pass		
	Dynamic Performance Dorsal D-ring (Feet First)	At Least One Fall Arrest Indicator Shall be Deployed Visibly and Permanently	Visibly and Permanently Deployed		Pass		
	Dynamic Performance Dorsal D-ring (Feet First)	Harness Stretch Shall Not Exceed 18"	10.8"		Pass		
ANSI Z359.11-2014 4.3.3	Dynamic Performance Dorsal D-ring (Feet First)	Peak Impact Load ≥ 3600 Lbf	4421.4 Lbf		Pass		
	Dynamic Performance Dorsal D-ring (Feet First)	Harness Shall Not Release Test Torso	Did Not Release		Pass		
	Dynamic Performance Dorsal D-ring (Feet First)	Remain Suspended for ≥ 5 Minutes	5 Minutes		Pass		
	Dynamic Performance Dorsal D-ring (Feet First)	Angle at Rest ≤ 30°	0.6°		Pass		
	Dynamic Performance Dorsal D-ring (Feet First)	At Least One Fall Arrest Indicator Shall be Deployed Visibly and Permanently	Visibly and Permanently Deployed		Pass		
	Dynamic Performance Dorsal D-ring (Feet First)	Harness Stretch Shall Not Exceed 18"	9.6"		Pass		
ANSI Z359.11-2014 4.3.3	Dynamic Performance Dorsal D-ring (Feet First)	Peak Impact Load ≥ 3600 Lbf	5192.9 Lbf		Pass		
	Dynamic Performance Dorsal D-ring (Feet First)	Harness Shall Not Release Test Torso	Did Not Release		Pass		
	Dynamic Performance Dorsal D-ring (Feet First)	Remain Suspended for ≥ 5 Minutes	5 Minutes		Pass		
	Dynamic Performance Dorsal D-ring (Feet First)	Angle at Rest ≤ 30°	1.5°		Pass		
	Dynamic Performance Dorsal D-ring (Feet First)	At Least One Fall Arrest Indicator Shall be Deployed Visibly and Permanently	Visibly and Permanently Deployed		Pass		
	Dynamic Performance Dorsal D-ring (Feet First)	Harness Stretch Shall Not Exceed 18"	9.6"		Pass		



FallTech Test Report

Test Report No.	PC-1000	Rpt. Date	3/23/2017	Rpt. Rev		Rev Date	
Report Prepared For	FallTech						
Initiated By	Dan Redden	Test Specification(s)	ANSI Z359.11-2014 4.3.5, 4.3.3, 4.3.4, 4.3.6, 4.3.7				
Part No.	7034M			Part No. Revision	B		
Part Description	Full Body Harness						
Test Request No.	PC-1000			Date Complete	3/22/2017		
ANSI Z359.11-2014 4.3.4	Dynamic Performance Dorsal D-ring (Head First)	Peak Impact Load ≥ 3,600 Lbf	2006.9 Lbf	*			
	Dynamic Performance Dorsal D-ring (Head First)	Harness Shall Not Release Test Torso	Did Not Release	Pass			
	Dynamic Performance Dorsal D-ring (Head First)	Remain Suspended for ≥ 5 Minutes	5 Minutes	Pass			
	Dynamic Performance Dorsal D-ring (Head First)	Angle at Rest ≤ 30°	3.1°	Pass			
	Dynamic Performance Dorsal D-ring (Head First)	At Least One Fall Arrest Indicator Shall Be Deployed Visibly and Permanently	Visibly and Permanently Deployed	Pass			
ANSI Z359.11-2014 4.3.4	Dynamic Performance Dorsal D-ring (Head First)	Peak Impact Load ≥ 3,600 Lbf	2432.8 Lbf	*			
	Dynamic Performance Dorsal D-ring (Head First)	Harness Shall Not Release Test Torso	Did Not Release	Pass			
	Dynamic Performance Dorsal D-ring (Head First)	Remain Suspended for ≥ 5 Minutes	5 Minutes	Pass			
	Dynamic Performance Dorsal D-ring (Head First)	Angle at Rest ≤ 30°	4.3°	Pass			
	Dynamic Performance Dorsal D-ring (Head First)	At Least One Fall Arrest Indicator Shall Be Deployed Visibly and Permanently	Visibly and Permanently Deployed	Pass			
ANSI Z359.11-2014 4.3.4	Dynamic Performance Dorsal D-ring (Head First)	Peak Impact Load ≥ 3,600 Lbf	1733.1 Lbf	*			
	Dynamic Performance Dorsal D-ring (Head First)	Harness Shall Not Release Test Torso	Did Not Release	Pass			
	Dynamic Performance Dorsal D-ring (Head First)	Remain Suspended for ≥ 5 Minutes	5 Minutes	Pass			
	Dynamic Performance Dorsal D-ring (Head First)	Angle at Rest ≤ 30°	7.4°	Pass			
	Dynamic Performance Dorsal D-ring (Head First)	At Least One Fall Arrest Indicator Shall Be Deployed Visibly and Permanently	Visibly and Permanently Deployed	Pass			



FallTech Test Report

Test Report No.	PC-1000	Rpt. Date	3/23/2017	Rpt. Rev		Rev Date	
Report Prepared For	FallTech						
Initiated By	Dan Redden	Test Specification(s)	ANSI Z359.11-2014 4.3.5, 4.3.3, 4.3.4, 4.3.6, 4.3.7				
Part No.	7034M	Part No. Revision	B				
Part Description	Full Body Harness						
Test Request No.	PC-1000	Date Complete	3/22/2017				
ANSI Z359.11-2014 4.3.6	Fall Arrest Indicator Test (Doral D-ring)	At Least One Fall Arrest Indicator Shall be Deployed Visibly and Permanently	Visibly and Permanently Deployed	Pass			
ANSI Z359.11-2014 4.3.6	Fall Arrest Indicator Test (Doral D-ring)	At Least One Fall Arrest Indicator Shall be Deployed Visibly and Permanently	Visibly and Permanently Deployed	Pass			
ANSI Z359.11-2014 4.3.6	Fall Arrest Indicator Test (Doral D-ring)	At Least One Fall Arrest Indicator Shall be Deployed Visibly and Permanently	Visibly and Permanently Deployed	Pass			
ANSI Z359.11-2014 4.3.7	Lanyard Parking Attachment Element	Disengagement Load ≤ 120 Lbf	Previously Tested and Passed under PC-0722	Pass			



Conclusion

FallTech P/N 7034M Rev. B meets the requirements of ANSI Z359.11-2014.

Test Exceptions

* Harness has been dynamically tested and subjected to forces of 5,000 Lbs. or more. Energy absorbing properties inherent to the harness prevented residual force readings equal to or greater than the 3,600 Lbs. required by the standard.

Report Signatories and Approval

Lab Quality Manager		Date	3/23/2017
Witnessed by	Kevin Ton 	Date	4/4/2017