

# Declaration of Conformity

In Accordance with ANSI/ISEA 125-2014



Alexander Andrew, Inc. 1306 S. Alameda St Compton, CA 90221

Declaration #

A0218016a

Declaration Date

2.9.18

Tested Item #

7533

Beam Clamp Anchor

Additional Items Conforming Under this Declaration:

Alexander Andrew, Inc. declares that the product(s) listed above is in conformity with the requirements of the following performance standard(s):

ANSI Z359.18-2017

Conformity Assessment Method in accordance with ANSI/ISEA 125-2014

Level 1

Level 2

X

Level 3

**Level 1:** FallTech Lab  
Outside the Scope of  
ISO/IEC Standard 17025:2005

**Level 2:** FallTech Lab  
Within the Scope of  
ISO/IEC Standard 17025:2005

**Level 3:** Independent 3rd Party Lab  
accredited to  
ISO/IEC Standard 17025:2005

Supporting  
Documentation

PC-1393

Authorized Signature

A handwritten signature in black ink, appearing to read 'M. Barila', is written over a horizontal dashed line.

Name

Martin Barila

Title

VP of Operations

Date

2.13.18

Exova  
3883 East Eagle Drive  
Anaheim  
California  
USA  
92807

T: +1 (714) 630-3003  
F: +1 (714) 630-4443  
E: sales@exova.com  
W: www.exova.com



Testing. Advising. Assuring.

February 12, 2018

FallTech Testing Laboratory  
1306 S. Alameda Street  
Compton, CA 90221

Attention: Jay Sponholz  
Quality Manager

Subject: **Attestation of Witnessing Testing**  
**Exova OCM Job # 380104-5**  
**FallTech P.O.: OPEN**  
**Report No.: PC-1393**  
**Base Part No. 7533**  
**Description: Beam Clamp**

Dear Mr. Sponholz:

The purpose of this attestation is to attest to the fact that a representative of Exova OCM was on site at FallTech's facilities to confirm suitability of the equipment used, calibration status of the equipment and to witness testing performed by FallTech employees. Details of this visit are included below:


- Date of Testing:
  - February 8, 2018
- Exova OCM Test Witness:
  - 2/8/2018 – Kevin Ton
- FallTech Test Operators:
  - Yesbet Sierra/Jay Sponholz
- Specification:

ANSI Z359.18-2017 Sections: 4.2.1, 4.2.2, 4.2.3

- Equipment Calibration Interval
  - 1 year, except weights which are 5 years

Attached to this attestation is the test report generated by FallTech Testing Laboratory. Exova OCM test witness certifies the report accurately presents the testing performed on the samples identified.

Test Report #	Date	Base Part #	Description	Sample ID's	Results
PC-1393	2/8/2018	7533	Beam Clamp	13075 13064 13028 13127 13090 13040 13075 13064 13028 13127 13090 13040 13075 13064 13028 13127 13090 13040	Pass

<b>Test Witness Signature:</b> Kevin Ton	(Signed for and on behalf of Exova-OCM) <i>K-2</i>	
---	---	---

This attestation shall not be reproduced except in full, without the written approval of Exova-OCM. The laboratory has witnessed the testing the material / items supplied by the client as sampled by the client. The testing is not within Exova OCM's L.A.B scope of testing and was not performed at Exova OCM.



### FallTech Test Report

<b>Test Report No.</b>	PC-1393	<b>Rpt. Date</b>	2/9/2018	<b>Rpt. Rev</b>		<b>Rev Date</b>	
<b>Report Prepared For</b>	FallTech						
<b>Initiated By</b>	Dan Redden	<b>Test Specification(s)</b>	ANSI Z359.18-2017: 4.2.1, 4.2.2, 4.2.3,				
<b>Part No.</b>	7533	<b>Part No. Revision</b>	A				
<b>Part Description</b>	Beam Clamp						
<b>Test Request No.</b>	PC-1393	<b>Date Complete</b>	2/8/2018				
<b>Test Operator(s)</b>	Yesbet Sierra / Jay Sponholz						

### Material/Sample Identification

Sample ID	Description
13075	Beam Clamp
13064	Beam Clamp
13028	Beam Clamp
13127	Beam Clamp
13090	Beam Clamp
13040	Beam Clamp
13075	Beam Clamp
13064	Beam Clamp
13028	Beam Clamp
13127	Beam Clamp
13090	Beam Clamp
13040	Beam Clamp
13075	Beam Clamp
13064	Beam Clamp
13028	Beam Clamp
13127	Beam Clamp
13090	Beam Clamp
13040	Beam Clamp



## FallTech Test Report

<b>Test Report No.</b>	PC-1393	<b>Rpt. Date</b>	2/9/2018	<b>Rpt. Rev</b>		<b>Rev Date</b>	
<b>Report Prepared For</b>	FallTech						
<b>Initiated By</b>	Dan Redden	<b>Test Specification(s)</b>	ANSI Z359.18-2017: 4.2.1, 4.2.2, 4.2.3,				
<b>Part No.</b>	7533	<b>Part No. Revision</b>	A				
<b>Part Description</b>	Beam Clamp						
<b>Test Request No.</b>	PC-1393	<b>Date Complete</b>	2/8/2018				

### Test Summary

Test Specification	Test Criteria		Test Result	Pass/Fail
ANSI Z359.18-2017 4.2.1.1 Horizontal Overhead	Static Strength	≥ 5,000 Lbf	5140.3 lbF	Pass
	Maintain Load	≥ 3 Minutes	3 Minutes	Pass
	Gate Separation	≥ 1/8"	Not Applicable	No Gate
ANSI Z359.18-2017 4.2.1.1 Horizontal Overhead	Static Strength	≥ 5,000 Lbf	5094.3 lbF	Pass
	Maintain Load	≥ 3 Minutes	3 Minutes	Pass
	Gate Separation	≥ 1/8"	Not Applicable	No Gate
ANSI Z359.18-2017 4.2.1.1 Horizontal Overhead	Static Strength	≥ 5,000 Lbf	5083.5 lbF	Pass
	Maintain Load	≥ 3 Minutes	3 Minutes	Pass
	Gate Separation	≥ 1/8"	Not Applicable	No Gate
ANSI Z359.18-2017 4.2.1.1 Horizontal Foot Level	Static Strength	≥ 5,000 Lbf	5075.2 lbF	Pass
	Maintain Load	≥ 3 Minutes	3 Minutes	Pass
	Gate Separation	≥ 1/8"	Not Applicable	No Gate
ANSI Z359.18-2017 4.2.1.1 Horizontal Foot Level	Static Strength	≥ 5,000 Lbf	5088.0 lbF	Pass
	Maintain Load	≥ 3 Minutes	3 Minutes	Pass
	Gate Separation	≥ 1/8"	Not Applicable	No Gate
ANSI Z359.18-2017 4.2.1.1 Horizontal Foot Level	Static Strength	≥ 5,000 Lbf	5071.4 lbF	Pass
	Maintain Load	≥ 3 Minutes	3 Minutes	Pass
	Gate Separation	≥ 1/8"	Not Applicable	No Gate



## FallTech Test Report

<b>Test Report No.</b>	PC-1393	<b>Rpt. Date</b>	2/9/2018	<b>Rpt. Rev</b>		<b>Rev Date</b>	
<b>Report Prepared For</b>	FallTech						
<b>Initiated By</b>	Dan Redden	<b>Test Specification(s)</b>	ANSI Z359.18-2017: 4.2.1, 4.2.2, 4.2.3,				
<b>Part No.</b>	7533	<b>Part No. Revision</b>	A				
<b>Part Description</b>	Beam Clamp						
<b>Test Request No.</b>	PC-1393	<b>Date Complete</b>	2/8/2018				

### Test Summary (Continued)

Test Specification	Test Criteria		Test Result	Pass/Fail
ANSI Z359.18-2017 4.2.2.1 Horizontal Overhead	Dynamic Strength	Shall Arrest a 3 foot Freefall with 282 Lb Test Weight	Arrested the Fall	Pass
	Max Arrest Force	Information Only	4093.3 lbf	Information
	Gate Separation	≥ 1/8"	Not Applicable	No Gate
ANSI Z359.18-2017 4.2.2.1 Horizontal Overhead	Dynamic Strength	Shall Arrest a 3 foot Freefall with 282 Lb Test Weight	Arrested the Fall	Pass
	Max Arrest Force	Information Only	4383.3 lbf	Information
	Gate Separation	≥ 1/8"	Not Applicable	No Gate
ANSI Z359.18-2017 4.2.2.1 Horizontal Overhead	Dynamic Strength	Shall Arrest a 3 foot Freefall with 282 Lb Test Weight	Arrested the Fall	Pass
	Max Arrest Force	Information Only	4500.6 lbf	Information
	Gate Separation	≥ 1/8"	Not Applicable	No Gate
ANSI Z359.18-2017 4.2.2.1 Horizontal Foot Level	Dynamic Strength	Shall Arrest a 3 foot Freefall with 282 Lb Test Weight	Arrested the Fall	Pass
	Gate Separation	≥ 1/8"	Not Applicable	No Gate
ANSI Z359.18-2017 4.2.2.1 Horizontal Foot Level	Dynamic Strength	Shall Arrest a 3 foot Freefall with 282 Lb Test Weight	Arrested the Fall	Pass
	Gate Separation	≥ 1/8"	Not Applicable	No Gate
ANSI Z359.18-2017 4.2.2.1 Horizontal Foot Level	Dynamic Strength	Shall Arrest a 3 foot Freefall with 282 Lb Test Weight	Arrested the Fall	Pass
	Gate Separation	≥ 1/8"	Not Applicable	No Gate



## FallTech Test Report

<b>Test Report No.</b>	PC-1393	<b>Rpt. Date</b>	2/9/2018	<b>Rpt. Rev</b>		<b>Rev Date</b>	
<b>Report Prepared For</b>	FallTech						
<b>Initiated By</b>	Dan Redden	<b>Test Specification(s)</b>	ANSI Z359.18-2017: 4.2.1, 4.2.2, 4.2.3,				
<b>Part No.</b>	7533	<b>Part No. Revision</b>	A				
<b>Part Description</b>	Beam Clamp						
<b>Test Request No.</b>	PC-1393	<b>Date Complete</b>	2/8/2018				

### Test Summary (Continued)

Test Specification	Test Criteria		Test Result	Pass/Fail
ANSI Z359.18-2017 4.2.3.1 Horizontal Overhead	Residual Dynamic Strength	Secondary Arrest of a 3 foot Freefall with 282 Lb Test Weight	Arrested the Fall	Pass
	Max Arrest Force	Information Only	4960.2 lbF	Information
	Maintain Load	≥ 1 Minutes	1 Minutes	Pass
	Gate Separation	≥ 1/8"	Not Applicable	No Gate
ANSI Z359.18-2017 4.2.3.1 Horizontal Overhead	Residual Dynamic Strength	Secondary Arrest of a 3 foot Freefall with 282 Lb Test Weight	Arrested the Fall	Pass
	Max Arrest Force	Information Only	5297.8 lbF	Information
	Maintain Load	≥ 1 Minutes	1 Minutes	Pass
	Gate Separation	≥ 1/8"	Not Applicable	No Gate
ANSI Z359.18-2017 4.2.3.1 Horizontal Overhead	Residual Dynamic Strength	Secondary Arrest of a 3 foot Freefall with 282 Lb Test Weight	Arrested the Fall	Pass
	Max Arrest Force	Information Only	5125.2 lbF	Information
	Maintain Load	≥ 1 Minutes	1 Minutes	Pass
	Gate Separation	≥ 1/8"	Not Applicable	No Gate



### FallTech Test Report

<b>Test Report No.</b>	PC-1393	<b>Rpt. Date</b>	2/9/2018	<b>Rpt. Rev</b>		<b>Rev Date</b>	
<b>Report Prepared For</b>	FallTech						
<b>Initiated By</b>	Dan Redden	<b>Test Specification(s)</b>	ANSI Z359.18-2017: 4.2.1, 4.2.2, 4.2.3,				
<b>Part No.</b>	7533	<b>Part No. Revision</b>	A				
<b>Part Description</b>	Beam Clamp						
<b>Test Request No.</b>	PC-1393	<b>Date Complete</b>	2/8/2018				


### Test Summary (Continued)


Test Specification	Test Criteria	Test Result	Pass/Fail
ANSI Z359.18-2017 4.2.3.1 Horizontal Foot Level	Residual Dynamic Strength	Secondary Arrest of a 3 foot Freefall with 282 Lb Test Weight	Arrested the Fall
	Maintain Load	≥ 1 Minutes	1 Minutes
	Gate Separation	≥ 1/8"	Not Applicable
ANSI Z359.18-2017 4.2.3.1 Horizontal Foot Level	Residual Dynamic Strength	Secondary Arrest of a 3 foot Freefall with 282 Lb Test Weight	Arrested the Fall
	Maintain Load	≥ 1 Minutes	1 Minutes
	Gate Separation	≥ 1/8"	Not Applicable
ANSI Z359.18-2017 4.2.3.1 Horizontal Foot Level	Residual Dynamic Strength	Secondary Arrest of a 3 foot Freefall with 282 Lb Test Weight	Arrested the Fall
	Maintain Load	≥ 1 Minutes	1 Minutes
	Gate Separation	≥ 1/8"	Not Applicable

### Conclusion

Based upon the samples provided to the Lab:  
 FallTech P/N 7533 Rev. A meets the requirements of ANSI Z359.18-2017.

### Report Signatories and Approval

Lab Quality Manager		Date	2/9/2018
---------------------	---	------	----------

Witnessed by	Kevin Ton 	Date	2/12/2018
--------------	--	------	-----------

