

Declaration of Conformity

In Accordance with ANSI/ISEA 125-2014



Alexander Andrew, Inc. 1306 S. Alameda St Compton, CA 90221

Declaration #

B1013126

Declaration Date

10.13.17

Tested Item #

8070RM

Arc Flash Nomex Construction Belted FBH 3D

Additional Items Conforming Under this Declaration:

8070RS

8070L

8070M

8070RL

8070RXL

8070S

8070XL

8070ERS

8070ERM

8070ERL

8070ERXL

Alexander Andrew, Inc. declares that the product(s) listed above is in conformity with the requirements of the following performance standard(s):

ANSI Z359.11-2014 and ASTM F887-16

Conformity Assessment Method in accordance with ANSI/ISEA 125-2014

Level 1

Level 2

Level 3

Level 1: FallTech Lab
Outside the Scope of
ISO/IEC Standard 17025:2005

Level 2: FallTech Lab
Within the Scope of
ISO/IEC Standard 17025:2005

Level 3: Independent 3rd Party Lab
accredited to
ISO/IEC Standard 17025:2005

Supporting
Documentation

PC-1202

Authorized Signature

Name

Martin Barila

Title

VP of Operations

Date

2.2.18

Exova
3883 East Eagle Drive
Anaheim
California
USA
92807

T: +1 (714) 630-3003
F: +1 (714) 630-4443
E: sales@exova.com
W: www.exova.com



Testing. Advising. Assuring.

October 26, 2017

FallTech Testing Laboratory
1306 S. Alameda Street
Compton, CA 90221

Attention: Jay Sponholz
Quality Manager

Subject: **Attestation of Witnessing Testing**
Exova OCM Job # 371456-5
FallTech P.O.: OPEN
Report No.: PC-1202
Base Part No. 8070RM
Description: Full Body Harness

Dear Mr. Sponholz:

The purpose of this attestation is to attest to the fact that a representative of Exova OCM was on site at FallTech's facilities to confirm suitability of the equipment used, calibration status of the equipment and to witness testing performed by FallTech employees. Details of this visit are included below:



- Date of Testing:
 - October 12, 2017
- Exova OCM Test Witness:
 - 10/12/17 - Nolan Schatzle
- FallTech Test Operators:
 - Yesbet Sierra/Jay Sponholz
- Specification:

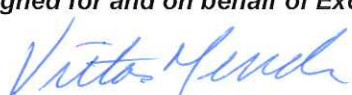
ANSI Z359. 11-2014 Sections: 4.3.5, 4.3.3, 4.3.4, 4.3.6, 4.3.7

- Equipment Calibration Interval
 - 1 year, except weights which are 5 years

Attached to this attestation is the test report generated by FallTech Testing Laboratory. Exova OCM test witness certifies the report accurately presents the testing performed on the samples identified.

Test Report #	Date	Base Part #	Description	Sample ID's	Results
PC-1202	10/12/17	8070RM	Full Body Harness	3990872 4082278 3990867 4082281 3990868 3990869 4082273 3990865 3990866 4082277 3990871 3990870 4082275 4082280 4082279	Pass

Test Witness Signature: Nolan Schatzle Technician Mechanical Laboratory	(Signed for and on behalf of Exova-OCM) 	
---	--	--

Approval Signature: Victor Mendez Production Manager	(Signed for and on behalf of Exova-OCM) 
---	--

This attestation shall not be reproduced except in full, without the written approval of Exova-OCM. The laboratory has witnessed the testing the material / items supplied by the client as sampled by the client. The testing is not within Exova OCM's L.A.B scope of testing and was not performed at Exova OCM.



FallTech Test Report

Test Report No.	PC-1202	Rpt. Date	10/13/2017	Rpt. Rev		Rev Date	
Report Prepared For	FallTech						
Initiated By	Dan Redden	Test Specification(s)	ANSI Z359.11-2014 4.3.5, 4.3.3, 4.3.4, 4.3.6, 4.3.7				
Part No.	8070RM	Part No. Revision	B				
Part Description	Full Body Harness						
Test Request No.	PC-1202	Date Complete	10/12/2017				
Test Operator(s)	Yesbet Sierra, Jay Sponholz						

Material/Sample Identification

Sample ID	Description
3990872	Full Body Harness
4082278	Full Body Harness
3990867	Full Body Harness
4082281	Full Body Harness
3990868	Full Body Harness
3990869	Full Body Harness
4082273	Full Body Harness
3990865	Full Body Harness
3990866	Full Body Harness
4082277	Full Body Harness
3990871	Full Body Harness
3990870	Full Body Harness
4082275	Full Body Harness
4082280	Full Body Harness
4082279	Full Body Harness



FallTech Test Report

Test Report No.	PC-1202	Rpt. Date	10/13/2017	Rpt. Rev		Rev Date	
Report Prepared For	FallTech						
Initiated By	Dan Redden	Test Specification(s)	ANSI Z359.11-2014 4.3.5, 4.3.3, 4.3.4, 4.3.6, 4.3.7				
Part No.	8070RM	Part No. Revision	B				
Part Description	Full Body Harness						
Test Request No.	PC-1202	Date Complete	10/12/2017				

Test Summary

Test Specification	Test Criteria	Test Result	Pass/Fail	
ANSI Z359.11-2014 4.3.5	Static Strength (Dorsal D-ring)	3600 Lbf \geq 1 Minute	3635.5 Lbf	Pass
	Static Strength (Dorsal D-ring)	Harness Shall Not Release Test Torso	Did Not Release	Pass
	Adjuster Slippage	Slippage \leq 1"	0.0"	Pass
	Tear Distance (Buckle)	Shall Not Tear a Distance > 1" or Adjacent Eyelet	Did Not Tear Through	Pass
	Tearing	Straps Shall Not Show Any Signs of Tearing	Did Not Tear	Pass
ANSI Z359.11-2014 4.3.5	Static Strength (Dorsal D-ring)	3600 Lbf \geq 1 Minute	3650.3 Lbf	Pass
	Static Strength (Dorsal D-ring)	Harness Shall Not Release Test Torso	Did Not Release	Pass
	Adjuster Slippage	Slippage \leq 1"	0.0"	Pass
	Tear Distance (Buckle)	Shall Not Tear a Distance > 1" or Adjacent Eyelet	Did Not Tear Through	Pass
	Tearing	Straps Shall Not Show Any Signs of Tearing	Did Not Tear	Pass
ANSI Z359.11-2014 4.3.5	Static Strength (Dorsal D-ring)	3600 Lbf \geq 1 Minute	3644.1 Lbf	Pass
	Static Strength (Dorsal D-ring)	Harness Shall Not Release Test Torso	Did Not Release	Pass
	Adjuster Slippage	Slippage \leq 1"	0.0"	Pass
	Tear Distance (Buckle)	Shall Not Tear a Distance > 1" or Adjacent Eyelet	Did Not Tear Through	Pass
	Tearing	Straps Shall Not Show Any Signs of Tearing	Did Not Tear	Pass



FallTech Test Report

Test Report No.	PC-1202	Rpt. Date	10/13/2017	Rpt. Rev		Rev Date	
Report Prepared For	FallTech						
Initiated By	Dan Redden	Test Specification(s)	ANSI Z359.11-2014 4.3.5, 4.3.3, 4.3.4, 4.3.6, 4.3.7				
Part No.	8070RM	Part No. Revision	B				
Part Description	Full Body Harness						
Test Request No.	PC-1202	Date Complete	10/12/2017				

Test Summary (Continued)

Test Specification	Test Criteria	Test Result	Pass/Fail	
ANSI Z359.11-2014 4.3.5	Static Strength (Side D-rings)	3600 Lbf \geq 1 Minute	3646.8 Lbf	Pass
	Static Strength (Side D-rings)	Harness Shall Not Release Test Torso	Did Not Release	Pass
	Adjuster Slippage	Slippage \leq 1"	0.0"	Pass
	Tear Distance (Buckle)	Shall Not Tear a Distance > 1" or Adjacent Eyelet	Did Not Tear Through	Pass
	Tearing	Straps Shall Not Show Any Signs of Tearing	Did Not Tear	Pass
ANSI Z359.11-2014 4.3.5	Static Strength (Side D-rings)	3600 Lbf \geq 1 Minute	3655.2 Lbf	Pass
	Static Strength (Side D-rings)	Harness Shall Not Release Test Torso	Did Not Release	Pass
	Adjuster Slippage	Slippage \leq 1"	0.0"	Pass
	Tear Distance (Buckle)	Shall Not Tear a Distance > 1" or Adjacent Eyelet	Did Not Tear Through	Pass
	Tearing	Straps Shall Not Show Any Signs of Tearing	Did Not Tear	Pass
ANSI Z359.11-2014 4.3.5	Static Strength (Side D-rings)	3600 Lbf \geq 1 Minute	3639.3 Lbf	Pass
	Static Strength (Side D-rings)	Harness Shall Not Release Test Torso	Did Not Release	Pass
	Adjuster Slippage	Slippage \leq 1"	0.0"	Pass
	Tear Distance (Buckle)	Shall Not Tear a Distance > 1" or Adjacent Eyelet	Did Not Tear Through	Pass
	Tearing	Straps Shall Not Show Any Signs of Tearing	Did Not Tear	Pass



FallTech Test Report

Test Report No.	PC-1202	Rpt. Date	10/13/2017	Rpt. Rev		Rev Date	
Report Prepared For	FallTech						
Initiated By	Dan Redden	Test Specification(s)	ANSI Z359.11-2014 4.3.5, 4.3.3, 4.3.4, 4.3.6, 4.3.7				
Part No.	8070RM	Part No. Revision	B				
Part Description	Full Body Harness						
Test Request No.	PC-1202	Date Complete	10/12/2017				

Test Summary (Continued)

Test Specification	Test Criteria	Test Result	Pass/Fail	
ANSI Z359.11-2014 4.3.3	Dynamic Performance Dorsal D-ring (Feet First)	Peak Impact Load ≥ 3600 Lbf	7808.2 Lbf	Pass
	Dynamic Performance Dorsal D-ring (Feet First)	Harness Shall Not Release Test Torso	Did Not Release	Pass
	Dynamic Performance Dorsal D-ring (Feet First)	Remain Suspended for ≥ 5 Minutes	5 Minutes	Pass
	Dynamic Performance Dorsal D-ring (Feet First)	Angle at Rest $\leq 30^\circ$	1.5°	Pass
	Dynamic Performance Dorsal D-ring (Feet First)	At Least One Fall Arrest Indicator Shall Deploy	Visibly and Permanently Deployed	Pass
	Dynamic Performance Dorsal D-ring (Feet First)	Harness Stretch Shall Not Exceed 18"	12.0"	Pass
ANSI Z359.11-2014 4.3.3	Dynamic Performance Dorsal D-ring (Feet First)	Peak Impact Load ≥ 3600 Lbf	5482.5 Lbf	Pass
	Dynamic Performance Dorsal D-ring (Feet First)	Harness Shall Not Release Test Torso	Did Not Release	Pass
	Dynamic Performance Dorsal D-ring (Feet First)	Remain Suspended for ≥ 5 Minutes	5 Minutes	Pass
	Dynamic Performance Dorsal D-ring (Feet First)	Angle at Rest $\leq 30^\circ$	2.9°	Pass
	Dynamic Performance Dorsal D-ring (Feet First)	At Least One Fall Arrest Indicator Shall Deploy	Visibly and Permanently Deployed	Pass
	Dynamic Performance Dorsal D-ring (Feet First)	Harness Stretch Shall Not Exceed 18"	12.0"	Pass
ANSI Z359.11-2014 4.3.3	Dynamic Performance Dorsal D-ring (Feet First)	Peak Impact Load ≥ 3600 Lbf	4514.5 Lbf	Pass
	Dynamic Performance Dorsal D-ring (Feet First)	Harness Shall Not Release Test Torso	Did Not Release	Pass
	Dynamic Performance Dorsal D-ring (Feet First)	Remain Suspended for ≥ 5 Minutes	5 Minutes	Pass
	Dynamic Performance Dorsal D-ring (Feet First)	Angle at Rest $\leq 30^\circ$	0.4°	Pass
	Dynamic Performance Dorsal D-ring (Feet First)	At Least One Fall Arrest Indicator Shall Deploy	Visibly and Permanently Deployed	Pass
	Dynamic Performance Dorsal D-ring (Feet First)	Harness Stretch Shall Not Exceed 18"	12.0"	Pass



FallTech Test Report

Test Report No.	PC-1202	Rpt. Date	10/13/2017	Rpt. Rev		Rev Date	
Report Prepared For	FallTech						
Initiated By	Dan Redden	Test Specification(s)	ANSI Z359.11-2014 4.3.5, 4.3.3, 4.3.4, 4.3.6, 4.3.7				
Part No.	8070RM	Part No. Revision	B				
Part Description	Full Body Harness						
Test Request No.	PC-1202	Date Complete	10/12/2017				

Test Summary (Continued)

Test Specification	Test Criteria		Test Result	Pass/Fail
ANSI Z359.11-2014 4.3.4	Dynamic Performance Dorsal D-ring (Head First)	Peak Impact Load ≥ 3,600 Lbf	5156.7 Lbf	Pass
	Dynamic Performance Dorsal D-ring (Head First)	Harness Shall Not Release Test Torso	Did Not Release	Pass
	Dynamic Performance Dorsal D-ring (Head First)	Remain Suspended for ≥ 5 Minutes	5 Minutes	Pass
	Dynamic Performance Dorsal D-ring (Head First)	Angle at Rest ≤ 30°	5.7°	Pass
	Dynamic Performance Dorsal D-ring (Head First)	At Least One Fall Arrest Indicator Shall Deploy	Visibly and Permanently Deployed	Pass
ANSI Z359.11-2014 4.3.4	Dynamic Performance Dorsal D-ring (Head First)	Peak Impact Load ≥ 3,600 Lbf	4257.2 Lbf	Pass
	Dynamic Performance Dorsal D-ring (Head First)	Harness Shall Not Release Test Torso	Did Not Release	Pass
	Dynamic Performance Dorsal D-ring (Head First)	Remain Suspended for ≥ 5 Minutes	5 Minutes	Pass
	Dynamic Performance Dorsal D-ring (Head First)	Angle at Rest ≤ 30°	5.2°	Pass
	Dynamic Performance Dorsal D-ring (Head First)	At Least One Fall Arrest Indicator Shall Deploy	Visibly and Permanently Deployed	Pass
ANSI Z359.11-2014 4.3.4	Dynamic Performance Dorsal D-ring (Head First)	Peak Impact Load ≥ 3,600 Lbf	4926.7 Lbf	*
	Dynamic Performance Dorsal D-ring (Head First)	Harness Shall Not Release Test Torso	Did Not Release	Pass
	Dynamic Performance Dorsal D-ring (Head First)	Remain Suspended for ≥ 5 Minutes	5 Minutes	Pass
	Dynamic Performance Dorsal D-ring (Head First)	Angle at Rest ≤ 30°	10.7°	Pass
	Dynamic Performance Dorsal D-ring (Head First)	At Least One Fall Arrest Indicator Shall Deploy	Visibly and Permanently Deployed	Pass



FallTech Test Report

Test Report No.	PC-1202	Rpt. Date	10/13/2017	Rpt. Rev		Rev Date	
Report Prepared For	FallTech						
Initiated By	Dan Redden	Test Specification(s)	ANSI Z359.11-2014 4.3.5, 4.3.3, 4.3.4, 4.3.6, 4.3.7				
Part No.	8070RM	Part No. Revision	B				
Part Description	Full Body Harness						
Test Request No.	PC-1202	Date Complete	10/12/2017				

Test Summary (Continued)

Test Specification	Test Criteria	Test Result	Pass/Fail	
ANSI Z359.11-2014 4.3.6	Fall Arrest Indicator Test (Doral D-ring)	At Least One Fall Arrest Indicator Shall Deploy	Visibly and Permanently Deployed	Pass
ANSI Z359.11-2014 4.3.6	Fall Arrest Indicator Test (Doral D-ring)	At Least One Fall Arrest Indicator Shall Deploy	Visibly and Permanently Deployed	Pass
ANSI Z359.11-2014 4.3.6	Fall Arrest Indicator Test (Doral D-ring)	At Least One Fall Arrest Indicator Shall Deploy	Visibly and Permanently Deployed	Pass
ANSI Z359.11-2014 4.3.7	Lanyard Parking Attachment Element	Disengagement Load ≤ 120 Lbf	Previously Tested and Passed under PC-0722	Pass

Conclusion


Based upon the samples provided to the Lab:
 FallTech P/N 8070RM Rev. B meets the requirements of ANSI Z359.11-2014 and ASTM F-887-13

Test Exceptions

* Harness has been dynamically tested and subjected to forces of 5,000 Lbs. or more. Energy absorbing properties inherent to the harness prevented residual force readings equal to or greater than the 3,600 Lbs. required by the standard.

Report Signatories and Approval

Lab Quality Manager		Date	10/13/2017
---------------------	---	------	------------

Witnessed by		Date	10-20-17
--------------	---	------	----------





TEST SPECIMEN:

HARNESS, MODEL8070RM

TEST STANDARD:

ELECTRIC ARC TESTS: ASTM F887-16

OBSERVATION OF PERSONAL CLIMBING EQUIPMENT EXPOSED TO AN ELECTRIC ARC

TEST REPORT: K-419969-1707H04 -R00

Client

ArcWear

3018 Eastpoint Parkway

Louisville, KY 40223

Producer

FallTech

1306 S Alameda St

Compton, CA 90221

800-719-4619

Sample received

2017-Jul-20

Test Date

2017-Jul-20

Report Date

2017-Aug-04

Prepared by

Andrew Haines
2017.08.04
10:58:04 -04'00'

Approved by

Andrew Haines
Supervising Technologist, HCL
TD Technologies, Kinectrics
Ph: 416-207-6000 x 6544

Kenneth Cheng, P. Eng, MBA
Project Manager, DAM
TD Technologies, Kinectrics
Ph: 416-207-6000 x 6032

For questions on these test records, please contact HCL@Kinectrics.com



Revision History

Rev 00	Description Initial report creation.		
	Issue Date 2017-Aug-04	Prepared by Andrew Haines	Approved by Kenneth Cheng
Rev	Description		
	Issue Date	Prepared by	Verified by

DISCLAIMER

Kinectrics prepared this report as a work of authorship sponsored by their Client. This report has been prepared solely for the benefit of the Client and may not be used or relied upon in whole or in part by any other person or entity without Client permission or without Kinectrics' permission if required by the Contract between Client and Kinectrics Inc. Neither Kinectrics, their client nor any person acting on behalf of them: (a) makes any warranty or representation whatsoever, express or implied, or assumes any legal liability of responsibility for any third party's use, or the results of such use, with respect to (i) the use of any information, apparatus, method, process, or similar item disclosed in this report including the merchantability or fitness for any particular purpose of any information contained in this report or the respective works or services supplied or performed or (ii) that such use does not infringe on or interfere with privately owned rights, including any party's intellectual property; or (b) assumes responsibility for any damages or other liability whatsoever (including any consequential damages resulting from a third party's selection or use of this report or any information, apparatus, method, process, or similar item disclosed.

Copyright © 2017 Kinectrics Inc. All rights reserved.

QUALITY MANAGEMENT

The arc testing performed to the above mentioned Standard is accredited by the Standards Council of Canada (SCC) to conform to the requirements of CAN-P-4E (ISO/IEC 17025:2005). Accreditation by the Standards Council of Canada (SCC) is a mark of competence and reliability

- The test performed does not apply to electrical contact or electrical shock hazard.
- The test result is applicable only to the Test Specimens delivered to Kinectrics, other material, garment design or color may have a different response.
- It is the clients' responsibility to provide full and accurate information about the items supplied.
- No test is done to validate the fiber content or composition of the test item.
- Photographs of the test specimens and waveforms of the arc current, voltage and calorimeters with the circuit and arc exposure calibration records are available from Kinectrics and provided to the client separately from this report.



1 Test Standard:

Electrical arc test according to ASTM F887-16, Section 22

Standard Specifications for Personal Climbing Equipment, Electric Arc Performance Evaluation.

1.1 Test Description

Harnesses- The test program requires the specimens be placed on mannequins as normally worn. A minimum of eight samples are tested, four samples with the front facing the arc and four samples with the back side toward the arc. The mannequin is positioned as to have the arc centered on the chest for front facing exposure and centered on the fall arrest attachment for the back facing exposure.

Harness accessories, loops etc. - Three specimens of each accessory or loop are required to be exposed to the arc. These may be attached webbing or other suitable means to allow the item to be held against the mannequin or panel at a distance of 30.5 cm (12 inches).

Energy Absorbing Lanyard - Three specimens of each lanyard are required to be exposed to the arc. These are placed over the shoulder and held against the mannequin or panel at a distance of 30.5 cm (12 inches). Several lanyards may be tested at one time on the same mannequin. Other effects than the thermal effects of an electric arc like noise, light emissions, pressure rise, hot oil, electric shock, the consequences of physical and mental shock or toxic influences are not covered by this standard.

The test standard requires that the finished personal climbing equipment be exposed to a level of 40 cal/cm² ±5 cal/cm². In the case where the arc exposure is out of range of the standard, extra samples may be performed if available.

1.2 Acceptance criteria for products exposed to electrical arc:

The procedure outlined in ASTM 887 is followed to verify the electric arc performance of the personal climbing equipment. The product is considered as having passed the visual inspection criteria if the parameters defined in Table 1-1 are met. As proof of performance following the arc exposure, the exposed test specimens shall be subjected to a drop test per ANSI Z359.1 or Z349.13 as applicable. This shall be done as soon as practically possible. The samples have been returned to the client as directed to perform the drop test.

Table 1-1: Visual inspection Criteria for electric arc performance of ASTM F887

Parameter	Criterion
Arc Energy	Electrical arc exposure of 40 cal/cm ² ± 5 cal/cm ²
Ignition	No electric arc ignition
After-flame Time	Less than 5 seconds on load bearing materials and less than 15 seconds for accessories or non-load bearing components.
Melting/Dripping	No melting and dripping of molten materials to the floor of any load bearing material. Accessories are allowed to exhibit melting and dripping provided they



2 Test Condition:

The following test circuit parameters and conditions were used.

- Electric arc current: 8 kA rms \pm 10%, 60 Hz
- Open circuit voltage: 2500 V rms \pm 10%, 60 Hz
- Nominal Heat Flux Density: 2100 kW/m² (50 cal/cm²·s)
- Arc duration: 0.85 seconds \pm 0.1 s to obtain required incident energy
- Electrode gap: 305 mm (12 inches)
- Distance from mannequin to electrode: 305 mm (12 inches)

3 Test Specimen:

The following description of the test sample was provided by the client prior to testing.

Sample description: Harness
Sample identification: Model 8070RM
Manufacturer: FallTech
Material of webbing: Black Kevlar/Nomex
Deviations and abnormalities: n/a

4 Test Results:

An arc exposure is performed on the samples as indicated in the test description, Section 1. The observations are performed by a qualified observer that has knowledge of behavior of materials in an arc exposure and in depth knowledge of arc testing specifications and requirements. Additional samples may be tested when the incident energy is out of range. If the conditions and evaluation of the sample meets the criteria in Table 1-1, the product has passed the electrical arc exposure and is candidate for the mechanical drop test to fully meet the arc performance requirements of ASTM F887. Photograph of the samples before and after the arc exposure is shown in Figures 6-1, 6-2 and 6-3.



Table 4-1: Summary of Test Results

Trial # 17-4249		
Mannequin	A – front exposure	B – back exposure
Item Serial #	N/A	N/A
Ei, cal/cm ²	43.2	40.9
After-flame	0	0
Ignition	N	N
Melting and dripping	N	N
Acceptance Criteria	Pass	Pass
Trial # 17-4250		
Mannequin	A – front exposure	B – back exposure
Item Serial #	N/A	N/A
Ei, cal/cm ²	37.9	38.9
After-flame	0	0
Ignition	N	N
Melting and dripping	N	N
Acceptance Criteria	Pass	Pass
Trial # 17-4251		
Mannequin	A – front exposure	B – back exposure
Item Serial #	N/A	N/A
Ei, cal/cm ²	41.4	41.4
After-flame	0	0
Ignition	N	N
Melting and dripping	N	N
Acceptance Criteria	Pass	Pass
Trial # 17-4252		
Mannequin	A – front exposure	B – back exposure
Item Serial #	N/A	N/A
Ei, cal/cm ²	38.4	40.9
After-flame	0	0
Ignition	N	N
Melting and dripping	N	N
Acceptance Criteria	Pass	Pass

4.1 Observations:

Charring and some embrittlement of the webbing was observed.

5 Interpretation of Results:

Based on the test results in Table 4-1 and Observations in 4.1, the Model 8070RM Harness has met the reporting requirements criteria of ASTM F887-16 section 22. In order to satisfy the Electric Arc Performance requirements, the test specimens must pass a drop test per ANSI Z359.1 or Z349.13 as soon as practical. This is to be arranged by the client or producer.