

Declaration of Conformity

In Accordance with ANSI/ISEA 125-2014



Alexander Andrew, Inc. 1306 S. Alameda St Compton, CA 90221

Declaration #

C0217048b

Declaration Date

2.22.17

Tested Item #

8247ELY3D

6' Ironman® Y-Leg SAL with SRD D-ring

Additional Items Conforming Under this Declaration:

Alexander Andrew, Inc. declares that the product(s) listed above is in conformity with the requirements of the following performance standard(s):

ANSI Z359.13-2013 and ANSI Z359.11-2014

Conformity Assessment Method in accordance with ANSI/ISEA 125-2014

Level 1

Level 2

Level 3

Level 1: FallTech Lab
Outside the Scope of
ISO/IEC Standard 17025:2005

Level 2: FallTech Lab
Within the Scope of
ISO/IEC Standard 17025:2005

Level 3: Independent 3rd Party Lab
accredited to
ISO/IEC Standard 17025:2005

Supporting
Documentation

PC-1024

PC-1190

Authorized Signature

Name

Martin Barila

Title

VP of Operations

Date

11.7.17

Exova
3883 East Eagle Drive
Anaheim
California
USA
92807

T: +1 (714) 630-3003
F: +1 (714) 630-4443
E: sales@exova.com
W: www.exova.com



Testing. Advising. Assuring.

February 28, 2017

FallTech Testing Laboratory
1306 S. Alameda Street
Compton, CA 90221

Attention: Jay Sponholz
Quality Manager

Subject: **Attestation of Witnessing Testing**
Exova OCM Job # 370235-17
FallTech P.O.: OPEN
Report No.: PC-1024
Base Part No. 8247ELY3D
Description: 12FF Y-Leg Energy Absorbing Lanyard

Dear Mr. Sponholz:

The purpose of this attestation is to attest to the fact that a representative of Exova OCM was on site at FallTech's facilities to confirm suitability of the equipment used, calibration status of the equipment and to witness testing performed by FallTech employees. Details of this visit are included below:



- Date of Testing:
 - February 16, 21, 2017
- Exova OCM Test Witness:
 - Kevin Ton
- FallTech Test Operators:
 - Yesbet Sierra and Jay Sponholz
- Specification:



ANSI Z359.13-2013 Sections 4.7.1, 4.7.2, 4.7.3, 4.8, 4.9, 4.10, 4.13.1, 4.13.2, 4.13.3

-
- Equipment Calibration Interval
 - 1 year, except weights which are 5 years

Attached to this attestation is the test report generated by FallTech Testing Laboratory. Exova OCM test witness certifies the report accurately presents the testing performed on the samples identified.

Test Report #	Date	Base Part #	Description	Sample ID's	Results
PC-1024	2/22/2017	8247ELY3D	12FF Y-Leg Energy Absorbing Lanyard	A1 A2 A3 D1 D2 D3 A1 A2 A3 D1 D2 D3 W1 W2 W3 C1 C2 C3 H1 H2 H3 DR1 DR2 DR3	Pass

Test Witness Signature: Kevin Ton Test Technician Mechanical Laboratory	<i>(Signed for and on behalf of Exova-OCM)</i> 	
---	---	---

Approval Signature: Thomas J. (Tom) Parsons Manager Quality / Technical Services	<i>(Signed for and on behalf of Exova-OCM)</i> 	
--	---	---

This attestation shall not be reproduced except in full, without the written approval of Exova-OCM. The laboratory has witnessed the testing the material / items supplied by the client as sampled by the client. The testing is not within Exova OCM's L.A.B scope of testing and was not performed at Exova OCM.



FallTech Test Report

Test Report Number	PC-1024	Date	2/22/2017	Rev		Rev Date	
Report Prepared For	FallTech						
Initiated By	Dan Redden	Test Specification	ANSI Z359.13-2013 4.7.1, 4.7.2, 4.7.3, 4.8, 4.9, 4.10, 4.13.1, 4.13.2, 4.13.3 ANSI Z359.11-2014 3.1.5.1				
Base Part #	8247ELY3D	Description	12FF Y-Leg Energy Absorbing Lanyard				
Proposed Part #	N/A	Built By Whom	Production	BOM	No		
Test Request #	PC-1024	Date Received	2/9/2017	Date Complete	2/21/2017		
Test Operator	Jay Sponholz	Test Operator	Yesbet Sierra				

Material/Sample Identification

Sample ID	Description
A1	12FF Y-Leg Energy Absorbing Lanyard
A2	12FF Y-Leg Energy Absorbing Lanyard
A3	12FF Y-Leg Energy Absorbing Lanyard
D1	12FF Y-Leg Energy Absorbing Lanyard
D2	12FF Y-Leg Energy Absorbing Lanyard
D3	12FF Y-Leg Energy Absorbing Lanyard
A1	12FF Y-Leg Energy Absorbing Lanyard
A2	12FF Y-Leg Energy Absorbing Lanyard
A3	12FF Y-Leg Energy Absorbing Lanyard
D1	12FF Y-Leg Energy Absorbing Lanyard
D2	12FF Y-Leg Energy Absorbing Lanyard
D3	12FF Y-Leg Energy Absorbing Lanyard
W1	12FF Y-Leg Energy Absorbing Lanyard
W2	12FF Y-Leg Energy Absorbing Lanyard
W3	12FF Y-Leg Energy Absorbing Lanyard
C1	12FF Y-Leg Energy Absorbing Lanyard
C2	12FF Y-Leg Energy Absorbing Lanyard
C3	12FF Y-Leg Energy Absorbing Lanyard
H1	12FF Y-Leg Energy Absorbing Lanyard
H2	12FF Y-Leg Energy Absorbing Lanyard
H3	12FF Y-Leg Energy Absorbing Lanyard
DR1	12FF Y-Leg Energy Absorbing Lanyard
DR2	12FF Y-Leg Energy Absorbing Lanyard
DR3	12FF Y-Leg Energy Absorbing Lanyard



FallTech Test Report

Test Report Number	PC-1024	Date	2/22/2017	Rev		Rev Date	
Report Prepared For	FallTech						
Initiated By	Dan Redden	Test Specification	ANSI Z359.13-2013 4.7.1, 4.7.2, 4.7.3, 4.8, 4.9, 4.10, 4.13.1, 4.13.2, 4.13.3 ANSI Z359.11-2014 3.1.5.1				
Base Part #	8247ELY3D	Description	12FF Y-Leg Energy Absorbing Lanyard				
Proposed Part #	N/A	Built By Whom	Production	BOM	No		
Test Request #	PC-1024	Date Received	2/9/2017	Date Complete	2/21/2017		

Test Summary

Test Specification	Test Criteria	Test Result	Pass/Fail	
ANSI Z359.13-2013 4.7.1, 4.7.2	Static Strength	≥ 5000 Lbf	5023.0 Lbf	Pass
	Hold	≥ 1 Minute	1 Minute	Pass
	Static Strength	≥ 5000 Lbf	5017.8 Lbf	Pass
	Hold	≥ 1 Minute	1 Minute	Pass
ANSI Z359.13-2013 4.7.1, 4.7.2	Static Strength	≥ 5000 Lbf	5029.1 Lbf	Pass
	Hold	≥ 1 Minute	1 Minute	Pass
	Static Strength	≥ 5000 Lbf	5018.9 Lbf	Pass
	Hold	≥ 1 Minute	1 Minute	Pass
ANSI Z359.13-2013 4.7.1, 4.7.2	Static Strength	≥ 3600 Lbf	5026.9 Lbf	Pass
	Hold	≥ 1 Minute	1 Minute	Pass
	Static Strength	≥ 3600 Lbf	5032.8 Lbf	Pass
	Hold	≥ 1 Minute	1 Minute	Pass
ANSI Z359.13-2013 4.7.3	Static Strength	≥ 5000 Lbf	5020.8 Lbf	Pass
	Hold	≥ 1 Minute	1 Minute	Pass
ANSI Z359.13-2013 4.7.3	Static Strength	≥ 5000 Lbf	5038.4 Lbf	Pass
	Hold	≥ 1 Minute	1 Minute	Pass
ANSI Z359.13-2013 4.7.3	Static Strength	≥ 5000 Lbf	5051.2 Lbf	Pass
	Hold	≥ 1 Minute	1 Minute	Pass
ANSI Z359.13-2013 4.8	Arrest Distance	≤ 60"	49.6"	Pass
	Max Arrest Force	≤ 1800 Lbf	1347.8 Lbf	Pass
	Avg Arrest Force	≤ 1350 Lbf	954.2 Lbf	Pass
ANSI Z359.13-2013 4.8	Arrest Distance	≤ 60"	51.0"	Pass
	Max Arrest Force	≤ 1800 Lbf	1318.7 Lbf	Pass
	Avg Arrest Force	≤ 1350 Lbf	960.9 Lbf	Pass
ANSI Z359.13-2013 4.8	Arrest Distance	≤ 60"	53.0"	Pass
	Max Arrest Force	≤ 1800 Lbf	1204.0 Lbf	Pass
	Avg Arrest Force	≤ 1350 Lbf	954.7 Lbf	Pass



FallTech Test Report

Test Report Number	PC-1024	Date	2/22/2017	Rev		Rev Date	
Report Prepared For	FallTech						
Initiated By	Dan Redden	Test Specification	ANSI Z359.13-2013 4.7.1, 4.7.2, 4.7.3, 4.8, 4.9, 4.10, 4.13.1, 4.13.2, 4.13.3 ANSI Z359.11-2014 3.1.5.1				
Base Part #	8247ELY3D	Description	12FF Y-Leg Energy Absorbing Lanyard				
Proposed Part #	N/A	Built By Whom	Production	BOM	No		
Test Request #	PC-1024	Date Received	2/9/2017	Date Complete	2/21/2017		
ANSI Z359.13-2013 4.9	Max Arrest Force	≤ 1800 Lbf	1378.9 Lbf	Pass			
ANSI Z359.13-2013 4.9	Max Arrest Force	≤ 1800 Lbf	1330.9 Lbf	Pass			
ANSI Z359.13-2013 4.9	Max Arrest Force	≤ 1800 Lbf	1276.6 Lbf	Pass			
ANSI Z359.13-2013 4.13.1	Arrest Distance	≤ 60"	55.6"	Pass			
	Max Arrest Force	≤ 1800 Lbf	1282.5 Lbf	Pass			
	Avg Arrest Force	≤ 1575 Lbf	947.0 Lbf	Pass			
ANSI Z359.13-2013 4.13.1	Arrest Distance	≤ 60"	52.5"	Pass			
	Max Arrest Force	≤ 1800 Lbf	1385.6 Lbf	Pass			
	Avg Arrest Force	≤ 1575 Lbf	897.6 Lbf	Pass			
ANSI Z359.13-2013 4.13.1	Arrest Distance	≤ 60"	56.4"	Pass			
	Max Arrest Force	≤ 1800 Lbf	1209.8 Lbf	Pass			
	Avg Arrest Force	≤ 1575 Lbf	934.5 Lbf	Pass			
ANSI Z359.13-2013 4.13.2	Arrest Distance	≤ 60"	37.8"	Pass			
	Max Arrest Force	≤ 1800 Lbf	1504.7 Lbf	Pass			
	Avg Arrest Force	≤ 1575 Lbf	1048.6 Lbf	Pass			
ANSI Z359.13-2013 4.13.2	Arrest Distance	≤ 60"	43.1"	Pass			
	Max Arrest Force	≤ 1800 Lbf	1543.4 Lbf	Pass			
	Avg Arrest Force	≤ 1575 Lbf	1057.8 Lbf	Pass			
ANSI Z359.13-2013 4.13.2	Arrest Distance	≤ 60"	43.0"	Pass			
	Max Arrest Force	≤ 1800 Lbf	1465.7 Lbf	Pass			
	Avg Arrest Force	≤ 1575 Lbf	1061.3 Lbf	Pass			





FallTech Test Report

Test Report Number	PC-1024	Date	2/22/2017	Rev		Rev Date	
Report Prepared For	FallTech						
Initiated By	Dan Redden	Test Specification	ANSI Z359.13-2013 4.7.1, 4.7.2, 4.7.3, 4.8, 4.9, 4.10, 4.13.1, 4.13.2, 4.13.3 ANSI Z359.11-2014 3.1.5.1				
Base Part #	8247ELY3D	Description	12FF Y-Leg Energy Absorbing Lanyard				
Proposed Part #	N/A	Built By Whom	Production	BOM	No		
Test Request #	PC-1024	Date Received	2/9/2017	Date Complete	2/21/2017		
ANSI Z359.13-2013 4.13.3	Arrest Distance	≤ 60"	50.6"	Pass			
	Max Arrest Force	≤ 1800 Lbf	1505.5 Lbf	Pass			
	Avg Arrest Force	≤ 1575 Lbf	958.9 Lbf	Pass			
ANSI Z359.13-2013 4.13.3	Arrest Distance	≤ 60"	52.0"	Pass			
	Max Arrest Force	≤ 1800 Lbf	1429.9 Lbf	Pass			
	Avg Arrest Force	≤ 1575 Lbf	964.1 Lbf	Pass			
ANSI Z359.13-2013 4.13.3	Arrest Distance	≤ 60"	51.2"	Pass			
	Max Arrest Force	≤ 1800 Lbf	1448.0 Lbf	Pass			
	Avg Arrest Force	≤ 1575 Lbf	969.7 Lbf	Pass			
ANSI Z359.11-2014 3.1.5.1	Static Strength	≥ 5000 Lbf	5028.8 Lbf	Pass			
	Hold	≥ 1 Minute	1 Minute	Pass			
ANSI Z359.11-2014 3.1.5.1	Static Strength	≥ 5000 Lbf	5019.8 Lbf	Pass			
	Hold	≥ 1 Minute	1 Minute	Pass			
ANSI Z359.11-2014 3.1.5.1	Static Strength	≥ 5000 Lbf	5028.8 Lbf	Pass			
	Hold	≥ 1 Minute	1 Minute	Pass			

Conclusion

FallTech P/N 8247ELY3D Energy Absorbing Y-lanyard meets the requirements of ANSI Z359.13-2013 and ANSI Z359.11-2014

Report Signatories and Approval

Lab Quality Manager		Date	2/22/2017
Witnessed by	Kevin Ton 	Date	2/28/2017



Exova
3883 East Eagle Drive
Anaheim
California
USA
92807

T: +1 (714) 630-3003
F: +1 (714) 630-4443
E: sales@exova.com
W: www.exova.com



Testing. Advising. Assuring.

August 25, 2017

FallTech Testing Laboratory
1306 S. Alameda Street
Compton, CA 90221

Attention: Jay Sponholz
Quality Manager

Subject: **Attestation of Witnessing Testing**
Exova OCM Job # 371174-3
FallTech P.O.: OPEN
Report No.: PC-1190
Base Part No. 8247ELY3D
Description: Ironman 6' Shock Absorbing Lanyard 6' free fall

Dear Mr. Sponholz:

The purpose of this attestation is to attest to the fact that a representative of Exova OCM was on site at FallTech's facilities to confirm suitability of the equipment used, calibration status of the equipment and to witness testing performed by FallTech employees. Details of this visit are included below:



- Date of Testing:
 - August 3, 2017
- Exova OCM Test Witness:
 - 8/3/17 - Nolan Schatzle
- FallTech Test Operators:
 - Yesbet Sierra/Jay Sponholz
- Specification:

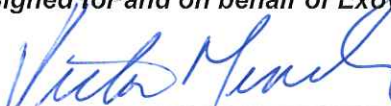
ANSI Z359.13-2013 Sections 4.7, 4.8, 4.9, 4.13.1, 4.13.2, 4.13.3

- Equipment Calibration Interval
 - 1 year, except weights which are 5 years

Attached to this attestation is the test report generated by FallTech Testing Laboratory. Exova OCM test witness certifies the report accurately presents the testing performed on the samples identified.

Test Report #	Date	Base Part #	Description	Sample ID's	Results
PC-1190	8/3/17	8247ELY3D	Ironman 6' Shock Absorbing Lanyard 6' free fall	4012945	Pass
				4012941	
				4012937	
				4012950	
				4012946	
				4012953	
				4012945	
				4012941	
				4012937	
				4012950	
				4012946	
				4012953	
				4012939	
				4012940	
				4012947	
				4012944	
				4012948	
4012949					
4012951					
4012938					
4012943					

Test Witness Signature: Nolan Schatzle Technician Mechanical Laboratory	<i>(Signed for and on behalf of Exova-OCM)</i> 	
---	--	---

Approval Signature: Victor Mendez Production Manager	<i>(Signed for and on behalf of Exova-OCM)</i> 
---	--

This attestation shall not be reproduced except in full, without the written approval of Exova-OCM. The laboratory has witnessed the testing the material / items supplied by the client as sampled by the client. The testing is not within Exova OCM's L.A.B scope of testing and was not performed at Exova OCM.



FallTech Test Report

Test Report No.	PC-1190	Rpt. Date	8/4/2017	Rpt. Rev		Rev Date	
Report Prepared For	FallTech						
Initiated By	Dan Redden	Test Specification(s)	ANSI Z359.13-2013 4.7, 4.8, 4.9, 4.13.1, 4.13.2, 4.13.3				
Part No.	8247ELY3D	Part No. Revision	A				
Part Description	Ironman 6' Y-Leg Shock Absorbing Lanyard 6' free fall						
Test Request No.	PC-1190	Date Complete	8/3/2017				
Test Operator(s)	Yesbet Sierra / Jay Sponholz						

Material/Sample Identification

Sample ID	Description
4012945	Ironman 6' Y-Leg Shock Absorbing Lanyard 6' free fall
4012941	Ironman 6' Y-Leg Shock Absorbing Lanyard 6' free fall
4012937	Ironman 6' Y-Leg Shock Absorbing Lanyard 6' free fall
4012950	Ironman 6' Y-Leg Shock Absorbing Lanyard 6' free fall
4012946	Ironman 6' Y-Leg Shock Absorbing Lanyard 6' free fall
4012953	Ironman 6' Y-Leg Shock Absorbing Lanyard 6' free fall
4012945	Ironman 6' Y-Leg Shock Absorbing Lanyard 6' free fall
4012941	Ironman 6' Y-Leg Shock Absorbing Lanyard 6' free fall
4012937	Ironman 6' Y-Leg Shock Absorbing Lanyard 6' free fall
4012950	Ironman 6' Y-Leg Shock Absorbing Lanyard 6' free fall
4012946	Ironman 6' Y-Leg Shock Absorbing Lanyard 6' free fall
4012953	Ironman 6' Y-Leg Shock Absorbing Lanyard 6' free fall
4012939	Ironman 6' Y-Leg Shock Absorbing Lanyard 6' free fall
4012940	Ironman 6' Y-Leg Shock Absorbing Lanyard 6' free fall
4012947	Ironman 6' Y-Leg Shock Absorbing Lanyard 6' free fall
4012944	Ironman 6' Y-Leg Shock Absorbing Lanyard 6' free fall
4012948	Ironman 6' Y-Leg Shock Absorbing Lanyard 6' free fall
4012949	Ironman 6' Y-Leg Shock Absorbing Lanyard 6' free fall
4012951	Ironman 6' Y-Leg Shock Absorbing Lanyard 6' free fall
4012938	Ironman 6' Y-Leg Shock Absorbing Lanyard 6' free fall
4012943	Ironman 6' Y-Leg Shock Absorbing Lanyard 6' free fall



FallTech Test Report

Test Report No.	PC-1190	Rpt. Date	8/4/2017	Rpt. Rev		Rev Date	
Report Prepared For	FallTech						
Initiated By	Dan Redden	Test Specification(s)	ANSI Z359.13-2013 4.7, 4.8, 4.9, 4.13.1, 4.13.2, 4.13.3				
Part No.	8247ELY3D	Part No. Revision	A				
Part Description	Ironman 6' Y-Leg Shock Absorbing Lanyard 6' free fall						
Test Request No.	PC-1190	Date Complete	8/3/2017				

Test Summary

Test Specification	Test Criteria	Test Result	Pass/Fail	
ANSI Z359.13-2013 4.7.1, 4.7.2	Static Strength	≥ 5000 Lbf	5063.9 Lbf	Pass
	Hold	≥ 1 Minute	1 Minute	Pass
	Static Strength	≥ 5000 Lbf	5034.5 Lbf	Pass
	Hold	≥ 1 Minute	1 Minute	Pass
ANSI Z359.13-2013 4.7.1, 4.7.2	Static Strength	≥ 5000 Lbf	5016.7 Lbf	Pass
	Hold	≥ 1 Minute	1 Minute	Pass
	Static Strength	≥ 5000 Lbf	5026.0 Lbf	Pass
	Hold	≥ 1 Minute	1 Minute	Pass
ANSI Z359.13-2013 4.7.1, 4.7.2	Static Strength	≥ 5000 Lbf	5039.7 Lbf	Pass
	Hold	≥ 1 Minute	1 Minute	Pass
	Static Strength	≥ 5000 Lbf	5033.6 Lbf	Pass
	Hold	≥ 1 Minute	1 Minute	Pass
ANSI Z359.13-2013 4.7.3	Static Strength	≥ 5000 Lbf	5022.8 Lbf	Pass
	Hold	≥ 1 Minute	1 Minute	Pass
ANSI Z359.13-2013 4.7.3	Static Strength	≥ 5000 Lbf	5045.4 Lbf	Pass
	Hold	≥ 1 Minute	1 Minute	Pass
ANSI Z359.13-2013 4.7.3	Static Strength	≥ 5000 Lbf	5021.5 Lbf	Pass
	Hold	≥ 1 Minute	1 Minute	Pass
ANSI Z359.13-2013 4.8	Arrest Distance	≤ 48"	33.8"	Pass
	Max Arrest Force	≤ 1800 Lbf	1102.3 Lbf	Pass
	Avg Arrest Force	≤ 900 Lbf	848.3 Lbf	Pass
ANSI Z359.13-2013 4.8	Arrest Distance	≤ 48"	33.3"	Pass
	Max Arrest Force	≤ 1800 Lbf	1155.6 Lbf	Pass
	Avg Arrest Force	≤ 900 Lbf	846.2 Lbf	Pass
ANSI Z359.13-2013 4.8	Arrest Distance	≤ 48"	32.8"	Pass
	Max Arrest Force	≤ 1800 Lbf	1085.1 Lbf	Pass
	Avg Arrest Force	≤ 900 Lbf	856.2 Lbf	Pass



FallTech Test Report

Test Report No.	PC-1190	Rpt. Date	8/4/2017	Rpt. Rev		Rev Date	
Report Prepared For	FallTech						
Initiated By	Dan Redden	Test Specification(s)	ANSI Z359.13-2013 4.7, 4.8, 4.9, 4.13.1, 4.13.2, 4.13.3				
Part No.	8247ELY3D			Part No. Revision	A		
Part Description	Ironman 6' Y-Leg Shock Absorbing Lanyard 6' free fall						
Test Request No.	PC-1190			Date Complete	8/3/2017		

Test Summary (Continued)

Test Specification	Test Criteria		Test Result	Pass/Fail
ANSI Z359.13-2013 4.9	Max Arrest Force	≤ 1800 Lbf	1118.6 Lbf	Pass
ANSI Z359.13-2013 4.9	Max Arrest Force	≤ 1800 Lbf	1099.6 Lbf	Pass
ANSI Z359.13-2013 4.9	Max Arrest Force	≤ 1800 Lbf	1091.9 Lbf	Pass
ANSI Z359.13-2013 4.13.1	Arrest Distance	≤ 48"	29.9"	Pass
	Max Arrest Force	≤ 1800 Lbf	1124.5 Lbf	Pass
	Avg Arrest Force	≤ 1125 Lbf	847.6 Lbf	Pass
ANSI Z359.13-2013 4.13.1	Arrest Distance	≤ 48"	29.0"	Pass
	Max Arrest Force	≤ 1800 Lbf	1141.9 Lbf	Pass
	Avg Arrest Force	≤ 1125 Lbf	842.6 Lbf	Pass
ANSI Z359.13-2013 4.13.1	Arrest Distance	≤ 48"	34.0"	Pass
	Max Arrest Force	≤ 1800 Lbf	1092.5 Lbf	Pass
	Avg Arrest Force	≤ 1125 Lbf	856.2 Lbf	Pass
ANSI Z359.13-2013 4.13.2	Arrest Distance	≤ 48"	27.0"	Pass
	Max Arrest Force	≤ 1800 Lbf	1301.5 Lbf	Pass
	Avg Arrest Force	≤ 1125 Lbf	936.1 Lbf	Pass
ANSI Z359.13-2013 4.13.2	Arrest Distance	≤ 48"	27.5"	Pass
	Max Arrest Force	≤ 1800 Lbf	1350.5 Lbf	Pass
	Avg Arrest Force	≤ 1125 Lbf	919.8 Lbf	Pass
ANSI Z359.13-2013 4.13.2	Arrest Distance	≤ 48"	27.7"	Pass
	Max Arrest Force	≤ 1800 Lbf	1286.1 Lbf	Pass
	Avg Arrest Force	≤ 1125 Lbf	934.2 Lbf	Pass



FallTech Test Report

Test Report No.	PC-1190	Rpt. Date	8/4/2017	Rpt. Rev		Rev Date	
Report Prepared For	FallTech						
Initiated By	Dan Redden	Test Specification(s)	ANSI Z359.13-2013 4.7, 4.8, 4.9, 4.13.1, 4.13.2, 4.13.3				
Part No.	8247ELY3D	Part No. Revision	A				
Part Description	Ironman 6' Y-Leg Shock Absorbing Lanyard 6' free fall						
Test Request No.	PC-1190	Date Complete	8/3/2017				


Test Summary (Continued)

Test Specification	Test Criteria	Test Result	Pass/Fail	
ANSI Z359.13-2013 4.13.3	Arrest Distance	≤ 48"	35.0"	Pass
	Max Arrest Force	≤ 1800 Lbf	1330.3 Lbf	Pass
	Avg Arrest Force	≤ 1125 Lbf	841.9 Lbf	Pass
ANSI Z359.13-2013 4.13.3	Arrest Distance	≤ 48"	34.0"	Pass
	Max Arrest Force	≤ 1800 Lbf	1192.9 Lbf	Pass
	Avg Arrest Force	≤ 1125 Lbf	860.8 Lbf	Pass
ANSI Z359.13-2013 4.13.3	Arrest Distance	≤ 48"	34.3"	Pass
	Max Arrest Force	≤ 1800 Lbf	1263.8Lbf	Pass
	Avg Arrest Force	≤ 1125 Lbf	878.3 Lbf	Pass

Conclusion

FallTech P/N 8247ELY3D Rev. A meets the requirements of ANSI Z359.13-2013

Report Signatories and Approval

Lab Quality Manager		Date	8/4/2017
---------------------	---	------	----------

Witnessed by		Date	8-28-17
--------------	---	------	---------

