

ST14SA

Features

Anchor slides conveniently while following the user when relocating work area in the I-beam

Built tough, rugged and corrosion resistant

Anchor is made up of aluminum components making it lightweight and easy to carry

Fits beam flanges from 0.25" to 1.25 in thickness

Static Tensile Strength 5,000 lbs

Max. Capacity 310 lbs

Material Specifications

Cross Bar Aluminum

Clamp Bronze

D-Ring Bracket Zinc Plated Steel

Relevant Standards


ANSI Z359.18

Z359.7


OSHA 1910

1926

EN 795:2012




Beam flange and can be conveniently adjusted from one side



WEIGHT 3.5 lbs

BEAM FLANGE WIDTH RANGING

Min. Width: 3.5"



Max. Width: 14"

