

FRONTLINE FALL PROTECTION TEST REPORT

SCOPE OF WORKS

Client Specified Testing Referencing: *1.1 Test1: OSHA1910 D*

REPORT NUMBER

106026259CRT-003

ORIGINAL REPORT NUMBER

105986238CRT-003

ISSUE DATE

November 24, 2024

PAGES

5

DOCUMENT CONTROL NUMBER

GFT-OP-10a (6-March-2017)

© 2017 INTERTEK





Total Quality. Assured.

TEST REPORT FOR FRONTLINE FALL PROTECTION

Report No.: 106026259CRT-003

Date: November 24, 2024

3933 US Route 11
Cortland, New York ,USA
13045

Telephone: 607-758-6246
Facsimile: None
www.intertek.com

Andres Betancourt
Frontline Fall Protection Inc
2111 NW 84th Avenue
Miami, FL 33122
USA
andres@frontlinefall.com

Phone: +1 (888)-523-1795

Report Number..... : 106026259CRT-003

Quote Number..... : Qu-01498312

PO Number.....: None

Name of Testing Laboratory

Preparing the Report : Intertek Testing Services NA Inc.

Test Specification:

Standard..... : Client Specified Testing Referencing: *1.1 Test1: OSHA1910 D*

Date(s) of Testing..... : 10/29/2024

Product Description:

Product Type: : Fall Arrest System

Brand Name: : Frontline Fall Protection

Model Number(s): : Securope Vertical Lifeline System

Date(s) Samples Received : 10/04/2024

This report is for the exclusive use of Intertek's Client and is provided pursuant to the agreement between Intertek and its Client. Intertek's responsibility and liability are limited to the terms and conditions of the agreement. Intertek assumes no liability to any party, other than to the Client in accordance with the agreement, for any loss, expense or damage occasioned by the use of this report. Only the Client is authorized to permit copying or distribution of this report and then only in its entirety. Any use of the Intertek name or one of its marks for the sale or advertisement of the tested material, product or service must first be approved in writing by Intertek. The observations and test results in this report are relevant only to the sample tested. This report by itself does not imply that the material, product, or service is or has ever been under an Intertek certification program.



Total Quality. Assured.

3933 US Route 11
Cortland, New York ,USA
13045

TEST REPORT FOR FRONTLINE FALL PROTECTION

Report No.: 106026259CRT-003

Date: November 24, 2024

Telephone: 607-758-6246

Facsimile: None

www.intertek.com



SECTION 1

SUMMARY OF TESTING

SECTION	TEST	STATUS
OSHA1910 D	Drop Test	SEE RESULTS

SECTION 2

This test report concludes the work anticipated in the testing phase of your project. If there are any questions regarding this report please contact the undersigned at 607-753-6711.

Completed by:	Alex Smith	Reviewed by:	Matthew Stevens
Title:	Technician	Title:	Team Leader
Signature:		Signature:	
Date	11/24/2024	Date:	11/24/2024



Total Quality. Assured.

3933 US Route 11
Cortland, New York ,USA
13045

TEST REPORT FOR FRONTLINE FALL PROTECTION

Report No.: 106026259CRT-003

Date: November 24, 2024

Telephone: 607-758-6246

Facsimile: None

www.intertek.com

SECTION 3

SUPPLEMENTAL TEST DATA

Section (Test)	Requirement	Results	Compliance										
OSHA1910 D	<p>Attach 308lbs weight and perform drop while recording the following</p> <p>The Personal arrest systems should:</p> <ul style="list-style-type: none"> -Limit the Maximum arresting force on the employee to 1,800 pounds (8kN) -Bring the employee to a complete stop and Limit the maximum deceleration distance the employee travels to 3.5 feet (1.1) Meter 	<table border="1"> <thead> <tr> <th></th> <th>Sample:</th> </tr> </thead> <tbody> <tr> <td>SN or ID</td> <td>1</td> </tr> <tr> <td>Max Arresting Force</td> <td>1,082 lbs</td> </tr> <tr> <td>Average Force</td> <td>822 lbs</td> </tr> <tr> <td>Arrest distance</td> <td>1"</td> </tr> </tbody> </table> <p>*Note: Actual weight used 310lbs</p>		Sample:	SN or ID	1	Max Arresting Force	1,082 lbs	Average Force	822 lbs	Arrest distance	1"	SEE RESULTS
	Sample:												
SN or ID	1												
Max Arresting Force	1,082 lbs												
Average Force	822 lbs												
Arrest distance	1"												

SECTION 5

REVISION HISTORY

REPORT NUMBER	DATE OF REVISION	DESCRIPTION OF CHANGE:	PROJECT OWNER	REVIEWED BY
105986238CRT-003	10/29/2024	Original Report	Alex Smith	Matthew Stevens
106026259CRT-003	11/24/2024	Report Extension	Alex Smith	Matthew Stevens

FRONTLINE FALL PROTECTION TEST REPORT

SCOPE OF WORKS

A14.3-2008 American National Standard for Ladders-Fixed-Safety Requirements

REPORT NUMBER

106026259CRT-001

ORIGINAL REPORT NUMBER

105986238CRT-001

ISSUE DATE

November 24, 2024

PAGES

5

DOCUMENT CONTROL NUMBER

GFT-OP-10a (6-March-2017)

© 2017 INTERTEK





Total Quality. Assured.

TEST REPORT FOR FRONTLINE FALL PROTECTION

Report No.: 106026259CRT-001

Date: November 24, 2024

3933 US Route 11
Cortland, New York ,USA
13045

Telephone: 607-758-6246
Facsimile: None
www.intertek.com

Andres Betancourt
Frontline Fall Protection Inc
2111 NW 84th Avenue
Miami, FL 33122
USA
andres@frontlinefall.com

Phone: +1 (888)-523-1795

Report Number..... : 106026259CRT-001
Quote Number..... : Qu-01498312
PO Number.....: None

Name of Testing Laboratory
Preparing the Report : Intertek Testing Services NA Inc.

Test Specification:

Standard..... : A14.3-2008 American National Standard for Ladders-
Fixed-Safety Requirements
Date(s) of Testing..... : 10/26/2024 – 10/29/2024

Product Description:

Product Type: : Fall Arrest System
Brand Name: : Frontline Fall Protection
Model Number(s): : Securope Vertical Lifeline System
Date(s) Samples Received : 10/04/2024

This report is for the exclusive use of Intertek's Client and is provided pursuant to the agreement between Intertek and its Client. Intertek's responsibility and liability are limited to the terms and conditions of the agreement. Intertek assumes no liability to any party, other than to the Client in accordance with the agreement, for any loss, expense or damage occasioned by the use of this report. Only the Client is authorized to permit copying or distribution of this report and then only in its entirety. Any use of the Intertek name or one of its marks for the sale or advertisement of the tested material, product or service must first be approved in writing by Intertek. The observations and test results in this report are relevant only to the sample tested. This report by itself does not imply that the material, product, or service is or has ever been under an Intertek certification program.

TEST REPORT FOR FRONTLINE FALL PROTECTION

Report No.: 106026259CRT-001

Date: November 24, 2024

Telephone: 607-758-6246

Facsimile: None

www.intertek.com

SECTION 1

SUMMARY OF TESTING



SECTION	TEST	STATUS
7.1	Design Requirements	PASS
7.5.2	Dynamic Strength Test	PASS
7.5.3	Static Strength	PASS
7.5.4	Dynamic Performance Test	PASS

SECTION 2

SUMMARY OF COMPLIANCE

The product fulfills the requirements of A14.3-2008 American National Standard for Ladders-Fixed-Safety Requirements

The product does not fulfill the requirements of A14.3-2008 American National Standard for Ladders-Fixed-Safety Requirements

Completed by:	Alex Smith	Reviewed by:	Matthew Stevens
Title:	Technician	Title:	Team Leader
Signature:		Signature:	
Date	11/24/2024	Date:	11/24/2024



Total Quality. Assured.

3933 US Route 11
Cortland, New York ,USA
13045

TEST REPORT FOR FRONTLINE FALL PROTECTION

Report No.: 106026259CRT-001

Date: November 24, 2024

Telephone: 607-758-6246

Facsimile: None

www.intertek.com

SECTION 3

SUPPLEMENTAL TEST DATA

Section (Test)	Requirement	Results	Compliance																
7.5.2	<p><u>Dynamic Strength</u> Install Ladder system Connect 500lb weight Raise test weight to 18" of free fall distance Release test weight</p>	<table border="1"> <thead> <tr> <th></th> <th>Sample:</th> <th>Sample:</th> <th>Sample:</th> </tr> <tr> <th>SN or ID</th> <th>1</th> <th>2</th> <th>3</th> </tr> </thead> <tbody> <tr> <td>Arrest & suspend test weight without failure</td> <td>YES</td> <td>YES</td> <td>YES</td> </tr> <tr> <td>Test weight strike ground</td> <td>NO</td> <td>NO</td> <td>NO</td> </tr> </tbody> </table>		Sample:	Sample:	Sample:	SN or ID	1	2	3	Arrest & suspend test weight without failure	YES	YES	YES	Test weight strike ground	NO	NO	NO	PASS
	Sample:	Sample:	Sample:																
SN or ID	1	2	3																
Arrest & suspend test weight without failure	YES	YES	YES																
Test weight strike ground	NO	NO	NO																
7.5.3	<p><u>Static Strength</u> Install LSS. Position safety sleeve above ground, apply a static load of 1,000 lbs in the downward direction for a period of 5-minutes. Sample shall sustain a minimum static load of 1,000 lbs.</p>	<table border="1"> <thead> <tr> <th colspan="2">Sample 1</th> </tr> </thead> <tbody> <tr> <td>System capable of sustaining static load of 1,000lbs for 5 minutes</td> <td>YES</td> </tr> </tbody> </table> <table border="1"> <thead> <tr> <th colspan="2">Sample 2</th> </tr> </thead> <tbody> <tr> <td>System capable of sustaining static load of 1,000lbs for 5 minutes</td> <td>YES</td> </tr> </tbody> </table> <table border="1"> <thead> <tr> <th colspan="2">Sample 3</th> </tr> </thead> <tbody> <tr> <td>System capable of sustaining static load of 1,000lbs for 5 minutes</td> <td>YES</td> </tr> </tbody> </table>	Sample 1		System capable of sustaining static load of 1,000lbs for 5 minutes	YES	Sample 2		System capable of sustaining static load of 1,000lbs for 5 minutes	YES	Sample 3		System capable of sustaining static load of 1,000lbs for 5 minutes	YES	PASS				
Sample 1																			
System capable of sustaining static load of 1,000lbs for 5 minutes	YES																		
Sample 2																			
System capable of sustaining static load of 1,000lbs for 5 minutes	YES																		
Sample 3																			
System capable of sustaining static load of 1,000lbs for 5 minutes	YES																		
7.5.4	<p><u>Dynamic Performance:</u> Position the test weight 6 feet above ground level Using test torso Mark position of top sleeve. Release test weight When released safety sleeve cannot travel more than 6"</p>	<table border="1"> <thead> <tr> <th></th> <th>Sample:</th> <th>Sample:</th> <th>Sample:</th> </tr> <tr> <th>SN or ID</th> <th>1</th> <th>2</th> <th>3</th> </tr> </thead> <tbody> <tr> <td>Withstand Load</td> <td>YES</td> <td>YES</td> <td>YES</td> </tr> <tr> <td>Travel (in)</td> <td>1"</td> <td>1"</td> <td>¾"</td> </tr> </tbody> </table>		Sample:	Sample:	Sample:	SN or ID	1	2	3	Withstand Load	YES	YES	YES	Travel (in)	1"	1"	¾"	PASS
	Sample:	Sample:	Sample:																
SN or ID	1	2	3																
Withstand Load	YES	YES	YES																
Travel (in)	1"	1"	¾"																



Total Quality. Assured.

3933 US Route 11
Cortland, New York ,USA
13045

TEST REPORT FOR FRONTLINE FALL PROTECTION

Report No.: 106026259CRT-001

Date: November 24, 2024

Telephone: 607-758-6246

Facsimile: None

www.intertek.com

Section (Test)	Requirement	Results				Compliance
7	Design Requirements		YES	NO	NA	
7.1.1	All components of ladder safety systems shall meet the design requirements of section 7.		X			PASS
7.1.2	7.1.2 The ladder safety system shall allow at least two persons, but not more than four, averaging 250 pounds each (including equipment), to ascend or descend simultaneously; however, only one person at a time (except in rescue operations) shall use the same portion of carrier between intermediate mountings for rigid carriers or cable guides for flexible carriers		X			PASS
7.1.3	The ladder safety system shall be designed to absorb the impact of a solid object weighing at least 500 pounds in a free fall of 18 inches.		X			PASS
7.1.4	Design and installation of mountings shall not reduce the strength of the fixed ladder.		X			PASS
7.1.5	Designed static load: the system shall be capable of sustaining a minimum static load of 1000 pounds applied to the sleeve in the direction of a fall when tested in accordance with 7.5.3.		x			PASS
7.1.6	Individuals using ladder safety systems shall be protected from fall hazards during the process of connecting and disconnecting (transitioning) from the ladder safety systems.		X			PASS

SECTION 5

REVISION HISTORY

REPORT NUMBER	DATE OF REVISION	DESCRIPTION OF CHANGE:	PROJECT OWNER	REVIEWED BY
105986238CRT-001	10/29/2024	Original Report	Alex Smith	Matthew Stevens
106026259CRT-001	11/24/2024	Report Extension	Alex Smith	Matthew Stevens