



MALTA DYNAMICS

FALL PROTECTION & SAFETY

**Temporary Guardrail
System
Instruction Manual
TR1000**

Temporary Guardrail System INSTRUCTION MANUAL

These instructions apply to the following model(s):
TR1000 - Temporary Guardrail System

Manual Revision:
03-01-2021

A copy of this manual must be available to users at all times. Visit www.MaltaDynamics.com for the latest user instruction manual based upon date of manufacture.



TABLE OF CONTENTS

Under Penalty of Law -----	4
Purpose -----	4
Instructions for Use -----	4
Anchorage -----	5
Limitations for Use -----	6
Component Limitations -----	7
Performance -----	7
Training -----	7
Inspection -----	8
Cleaning -----	8
Frequency -----	8
Product Labels -----	9
Inspection Log -----	10
Warranty -----	11



UNDER PENALTY OF LAW

This manual must be read and understood in its entirety and used as part of your fall protection training program as required by OSHA 1926 and State and local regulatory agencies. This instruction manual is intended to meet industry standards set by OSHA and should be used as part of an Employee Fall Safety training program as required by OSHA. User must read and fully understand the limitations and proper use of the equipment, and be properly trained by employer prior to use per OSHA 29 CFR 1910.66, 29 CFR 1926.502, and applicable local standards.

NOTE: This *User Instruction Manual* is not to be removed except by the user of this equipment. Current *User Instruction Manuals* must always be available to the user. Read and understand these instructions before using equipment. *Instructions can be downloaded from www.maltadynamics.com website.*

WARNING

Misuse or failure to follow warnings, instructions and limitations on the use of this equipment may result in serious personal injury or death. For further instructions about proper use, refer to supervisor or contact Malta Dynamics at 1-800-494-1840.

PURPOSE

Malta Dynamics Temporary Guardrail System has been designed to be used in Fall Prevention applications only. The Temporary Guardrail System can be placed around the leading edges of any and all fall hazards to prevent a worker from the possibility of going over an edge when at heights of 6 ft or higher. A guardrail system can be used in substitution of a safety netting system or even Fall Protection when applicable. Installation constraints for Malta Dynamics Temporary Guardrail System set forth in this manual must be adhered to. Work Positioning, Personal Fall Arrest, Climbing, Rescue, and any other systems must never be connected to Fall Prevention Systems.

INSTRUCTIONS FOR USE

WARNING

Do not alter or intentionally misuse this equipment. Never lean or climb on guardrail systems as it can result in serious injury.

- When any leading edges fall hazards are present, they must be blocked, or a supplemental Fall Protection system must be used in combination with an applicable Fall Prevention system.
- The work area must be free of all hazards, such as debris, rot, decay, cracking, and hazardous materials. NEVER install a guardrail system on top of gravel or other loose or slippery surfaces.
- Scope out the job at hand by measuring and spacing the locations of Universal Guardrail Posts on the work surface. Failure to properly measure may result in having to move and reinstall system components. When installing Temporary Guardrail Posts remember posts must face in towards work surface.
- The distance between each post is A MAXIMUM of 8' apart. Any Temporary Guardrail systems must be installed a MINIMUM 10' from power lines and all other electrical hazards.
- All Temporary Guardrail System Posts, fasteners, and all other equipment must be selected and deemed compatible by a Competent Person. All guardrails must be compatible 2" x 4" construction grade lumber and must overlap a minimum 12" on each end.
- Top rails of the Temporary Guardrail system must be 42" (+/- 3") above the affixed work surface or, if used in applications with stilt work, the top rails must be 42" plus height of stilts. Top rails must withstand a minimum 200 lb. downward or outward force.
- Midrails are required to be halfway between the top edge of the guardrail system and the working level. Midrails must withstand a minimum 150 lb. downward or outward force.
- When working on surfaces with slopes more than 4/12 and/or if a risk exists for tools, equipment, materials, or other substances to fall down to a lower level; Toe boards are REQUIRED. Toe boards must be a minimum 3½" from their top edge to the work surface. Toe boards must withstand a minimum 50 lb. downward or outward force.
- Users must have a written rescue plan and the means to implement it. This plan must provide prompt employee rescue or assure that employees have the ability to rescue themselves in the event of a fall.
- Store this equipment in a cool, dry, and clean environment that is out of direct sunlight when not in use.

ANCHORAGE

- In accordance with ANSI Z359.1, any anchorage selected for Personal Fall Arrest Systems must meet all anchorage strength requirements. Anchorages used for PFAS must be capable of sustaining static loads in the direction permitted by the PFAS of at least 3,600 lbs. with certification of a qualified person or 5,000 lbs. without certification.
- Recommended fasteners to secure guardrails are 3" long #12 Stainless Steel Screws



- It is the responsibility of the building owner to ensure that the material to which the anchor is installed has the capacity to support the anchor and associated loads. Per OSHA 1926.500 and 1910.66-Anchorage used for attachment of personal fall arrest systems (PFAS) shall be independent of any anchorage being used to support.

LIMITATIONS FOR USE

WARNING

Do not use this equipment if you are unable to tolerate the impact of a fall arrest. Age and fitness can seriously affect your ability to withstand a fall. Consult with a physician if in doubt. Minors, pregnant women, and anyone with a history of back and/or neck problems must not use this equipment.

WARNING

Use caution when employing this equipment around machines, electrical hazards, chemical hazards and sharp edges or abrasive surfaces, as contact may cause equipment failure, personal injury, or death.

WARNING

Altering or misuse of this product could lead to injury or death

- This equipment is designed for a single user. Combined weight of user, including clothing, tools, etc. must not exceed weight capacity of up to 310 lbs.
- Do not expose this equipment to chemicals or harsh solutions that may have a harmful effect.
- User must not use or install equipment before receiving proper training from a Competent Person, as defined by OSHA 29 CFR 1926.32(f).
- Only Malta Dynamics shall make repairs or alterations to the equipment.
- This equipment is designed to be used in temperatures ranging from -40 degrees Fahrenheit to +130 degrees Fahrenheit (-40 degrees Celsius to +54 degrees Celsius).

COMPONENT LIMITATIONS

- Do not use if any part of the device appears to be damaged.
- Do not attempt to service the device or alter it in any way.
- A Competent Person must ensure compatibility of all connections and the system.

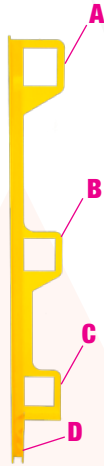


Figure 1: About Temporary Guardrail System

Figure 1: About Temporary Guardrail System	
A	Top Rail Installation Location
B	Midrail Installation Location
C	Toe board Installation Location
D	Fastener Installation Locations (11)

PERFORMANCE

Model/Part #	Material	Length
TR1000	Temporary Guardrail System	50"

Applicable Standards:

Refer to national standards, including ANSI Z359.1-2007, ANSI A10.32-2012, and local, state and federal (OSHA 1910.66, appendix C, 1926.500) requirements for more information on personal fall arrest systems and associated components.

Before Each Use and Installation:

- Inspect the Temporary Guardrail System according to the steps listed in this manual.
- When planning your system, consider all factors that will affect your safety during use of this equipment including, but not limited to:
 - Evaluation of the job site for possible hazards.
 - Ensuring the intended path of the user is unobstructed.

TRAINING

Employers must provide training to any employee who may be exposed to fall hazards in order to enable the employee to recognize and reduce fall hazards. Training must



be conducted by a Competent or Qualified Person. Trainer and trainees must not be exposed to fall hazards during the training course. This equipment is intended to be used by persons trained in its correct application and use.

INSPECTION

Inspect this equipment and its components prior to each use. If inspection reveals any unsafe condition, remove the equipment from service immediately.

Any equipment that has been subjected to the forces of arresting a fall must be removed from service immediately.

Note: Equipment must not be altered in any way, including attempted repair. Only manufacturer, or entities authorized in writing by the manufacturer, may make repairs to this product.

- Equipment must be free of corrosion, chemical attack, alteration, excessive heating or extreme wear.
- All markings must be legible and attached to the equipment.
- Inspect guardrail surfaces for evidence of distortion, sharp edges, burrs, cracks, worn parts or corrosion.
- Inspect each system component and subsystem according to manufacturer's instructions.

If inspection reveals any defective condition, remove from service immediately.

CLEANING

- Clean the Temporary Guardrail system with water and mild detergent.
- Wipe dry. Hang away from heat to dry.
- Excessive build-up of dirt, paint, etc., can prevent the Temporary Guardrail system from working properly. Contact Malta Dynamics if you have questions about the condition of your Rebar Chain Assembly.
- Do not disassemble this equipment. Only Malta Dynamics or entities authorized in writing by Malta Dynamics may service this equipment.
- Store equipment in a cool, dry, clean environment, out of direct sunlight.
- Do not expose to chemical vapors. Avoid areas where chemical vapors are present. Thoroughly inspect this equipment after extended storage.

FREQUENCY

- All Personal Fall Arrest equipment must be visually inspected prior to each use according to the manufacturer's instructions included at time of shipment. Inspections must be performed by a Competent Person other than the user (as defined by OSHA) a minimum of once per year.


PRODUCT LABELS

The following labeling is affixed to product and must not be removed:

PART #:
TR1000

Temporary Guardrail System

OSHA 1926 & 1910
A10.32-2012




MALTA DYNAMICS
EST. 1978 • OH • USA

MATERIAL:
Powder-coated 10 Gauge
A1011 Carbon Steel
Capacity Range: 130-310 lbs.

MFG. DATE:
BATCH #:

IMPORTANT: Only make compatible connections; refer to instructions for proper connection methods. Avoid contact with sharp or abrasive edges and surfaces. See instructions for restrictions on use with components, subsystems or systems with which this product is designed to be used. See instructions for inspection procedures. Guardrails rungs must face in toward work surface. Lumber used in guardrails must over lap a minimum of 12".

 **WARNING:**

Prior to use, fully read and understand manufacturer's instructions provided with this product at time of shipment. Failure to do so may result in serious injury or death.


USER MUST INSPECT EQUIPMENT PRIOR TO EACH USE. Competent Person shall indicate "pass" or "fail" status on formal inspection of equipment, conducted at least every 12 months. **If equipment fails inspection, REMOVE FROM SERVICE IMMEDIATELY.**


Inspection Date	Initials	Inspection Date	Initials

DATE OF FIRST USE:

DO NOT REMOVE THIS LABEL.

Made in China





MALTA DYNAMICS
EST. 1978 • OH • USA

800-494-1840

210 13th Street | Malta, OH 43758
www.MaltaDynamics.com



WARRANTY

THE FOLLOWING IS MADE IN LIEU OF ALL WARRANTIES OR CONDITIONS, EXPRESS OR IMPLIED, INCLUDING THE IMPLIED WARRANTIES OR CONDITIONS OF MERCHANTABILITY OR FITNESS FOR A PARTICULAR PURPOSE. Equipment offered by Malta Dynamics is warranted against factory defects in workmanship and materials for a period of one year from date of installation or first use by the original owner. LIMITED REMEDY: Upon notice in writing, Malta Dynamics will repair or replace all defective items at Malta Dynamics's sole discretion. Malta Dynamics reserves the right to require that the defective item be returned to its plant for inspection before determining the appropriate course of action. Warranty does not cover equipment damage resulting from wear, abuse, damage in transit, failure to maintain the product or other damage beyond the control of Malta Dynamics. Malta Dynamics shall be the sole judge of product condition and warranty options. This warranty applies only to original purchaser and is the only warranty applicable to this product. Please contact Malta Dynamics customer service department at 800-494-1840 for assistance. LIMITATION OF LIABILITY: IN NO EVENT WILL MALTA DYNAMICS BE LIABLE FOR ANY INDIRECT, INCIDENTAL, SPECIAL OR CONSEQUENTIAL DAMAGES INCLUDING, BUT NOT LIMITED TO LOSS OF PROFITS, IN ANY WAY RELATED TO THE PRODUCTS REGARDLESS OF THE LEGAL THEORY ASSERTED.





800-494-1840
MaltaDynamics.com
210 13th Street
Malta, OH 43758 USA